

**COUNCIL RESOLUTION No. 44-2020**

**A RESOLUTION OF THE CITY COUNCIL OF THE CITY OF MILWAUKIE, OREGON, REVISING FEES AND CHARGES AND UPDATING THE MASTER FEE SCHEDULE FOR FISCAL YEARS 2021 AND 2022.**

WHEREAS, it is the policy and practice of the city to require the discernment and recovery of certain city costs from fees and charges levied in providing various services, products, and regulations; and

WHEREAS, the city manager shall periodically cause a review of city fees and charges to recover city costs in providing services, products, and regulations, and recommend adjustments to the City Council; and

WHEREAS, Milwaukie advisory boards, commissions, and committees periodically recommend adjustments to the fees and charges levied in providing services, products, and regulations; and

WHEREAS, the city manager has caused a review of all city fees and charges, has received guidance from advisory boards, commissions, committees, and city staff, and has finalized the updated master fee schedule.


**Now, Therefore, be it Resolved that:**

SECTION 1. The City of Milwaukie “Fees” document included as Attachment A to this resolution is hereby adopted.

SECTION 2. This resolution supersedes previously adopted fee resolutions.

Introduced and adopted by the City Council on **June 16, 2020**.


This resolution is effective on **July 1, 2020**.




Angel Falconer, Council President

ATTEST:

APPROVED AS TO FORM:



Scott S. Stauffer, City Recorder



Justin D. Gericke, City Attorney



# CITY OF MILWAUKIE

**FY 2021 & 2022**

## **MASTER FEE SCHEDULE**





## City of Milwaukie, Oregon

---

The City of Milwaukie provides a full range of municipal services to the community, including police protection, traffic control and improvement, street maintenance and improvement, water, wastewater, and surface water management services, planning and zoning regulation, building inspection and regulation, and community library services. This Master Fee Schedule consolidates all City fees and charges adopted by City Council resolution for the various services that the City provides. Typically, it is updated annually and reflects all fee resolutions passed by Council during the year.

## Fee Variance and Waiver Statement

---

Based upon an unusual circumstance or event, past practices, demonstrated hardship, or public benefit, the City Manager is authorized to waive or decrease a fee(s) or charge(s) in a matter or establish a fee not yet authorized in this schedule. When a new fee is established by the City Manager it will be incorporated into this document, and it will be included and specified during the next update to this document.

A waiver or reduction request must be in writing and communicated to Council to allow opportunity for comment. If the City Manager or their designee agrees to said waiver or reduction, he/she will inform the City Council, in writing, of the request and his/her decision, except in minor matters (defined as waivers or reductions valued at \$1,000 or less).

## Effective Dates and Resolutions

---

The FY 2021 and FY 2022 Master Fee Schedule fees are effective as of July 1, 2020 with the adoption of Resolution #R44-2020, adopted by City Council on June 16, 2020, unless otherwise noted.

- 1. ADMINISTRATION ..... 1
- 2. BUILDING ..... 2
- 3. BUSINESS REGISTRATION ..... 8
- 4. DOWNTOWN PARKING ..... 9
- 5. ENGINEERING ..... 10
- 6. FEES IN LIEU OF CONSTRUCTION (FILOC)..... 12
- 7. LIBRARY ..... 13
- 8. MISCELLANEOUS ..... 14
- 9. MUNICIPAL COURT ..... 15
- 10. PLANNING..... 17
- 11. POLICE ..... 22
- 12. SDC & CONSTRUCTION EXCISE TAX ..... 23
- 13. UTILITIES..... 27
- 14. RIGHT-OF-WAY UTILITY LICENSE ..... 32
- 15. VIOLATIONS OF THE MUNICIPAL CODE..... 33

## 1. ADMINISTRATION

### a. Billable Hourly Rates

The City employee billable hourly rate will be calculated as 2.5 times step 4 of the employee's job classification, to the nearest \$5 increment, unless otherwise specified. The classification schedule can be found on the City of Milwaukie website under Human Resources.

This calculation will be used to recover costs for those services billed on an hourly basis, including, but not limited to professional services such as planning, engineering, public works, utility, financial, legal, and police services. The use of a multiplier of 2.5 is intended to recover all overhead, training, benefits, and other costs associated with a City employee's time. Any work performed during overtime hours will be billed as the calculated hourly rate multiplied by 125 percent. The City Manager and/or department directors are authorized to adjust calculated billings to reflect the impact of unusual circumstances or situations.

## 2. BUILDING

Building fees include structural, mechanical, plumbing, and electrical charges. Fees are applicable to residential, commercial, and industrial properties unless otherwise specified.

### Annual Adjustment

Structural, mechanical, electrical and plumbing designated permit fees will be automatically adjusted by 2.5% each July 1st based on the average percentage of the changes in the Western Consumer Price Index (CPI-U) second half report, published in February for the last 5 years, effective July 1st, 2021 ending July 1, 2026.

#### a. Structural Permits<sup>1</sup>

Valuation will be calculated in accordance with OAR 918-050-0100.

##### (Residential/Commercial/Industrial):

Permit	FY 2021 Base fee	Plus each additional \$1,000 over base fee	FY 2022 Base fee	Plus each additional \$1,000 over base fee
\$1 to \$5,000	\$ 140.00	\$ -	\$ 143.50	\$ -
\$5,001 to \$25,000	\$ 140.00	\$ 14.40	\$ 143.50	\$ 14.75
\$25,001 to \$50,000	\$ 428.00	\$ 10.70	\$ 438.50	\$ 10.95
\$50,001 to \$100,000	\$ 695.50	\$ 7.20	\$ 712.25	\$ 7.40
Over \$100,000	\$ 1,055.50	\$ 6.05	\$ 1,082.25	\$ 6.20
Minimum permit fee	\$ 140.00	\$ -	\$ 143.50	\$ -

##### Permit Fee Table for New Single-Family Houses & New Accessory Dwelling Units Only:

Permit	FY 2021 Base fee	Plus each additional \$1,000 over base fee	FY 2022 Base fee	Plus each additional \$1,000 over base fee
\$1 to \$5,000	\$ 140.00	\$ -	\$ 143.50	\$ -
\$5,001 to \$25,000	\$ 140.00	\$ 10.05	\$ 143.50	\$ 10.30
\$25,001 to \$50,000	\$ 341.00	\$ 7.50	\$ 349.50	\$ 7.65
\$50,001 to \$100,000	\$ 528.50	\$ 5.05	\$ 540.75	\$ 5.15
\$100,001 to \$205,000	\$ 781.00	\$ 4.25	\$ 798.25	\$ 4.35
Over \$205,000	\$ 1,690.75	\$ 6.05	\$ 1,733.25	\$ 6.20
Minimum permit fee	\$ 140.00	\$ -	\$ 143.50	\$ -

**Stand-alone Fire Suppression Systems** (requires a backflow device when connected to potable water installed by licensed plumbing contractor or person exempt from licensing):

Square Footage	FY 2021 Base fee	FY 2022 Base fee
0 sq. ft. to 2,000 sq. ft.	\$ 150.17	\$ 150.17
2,001 sq. ft. to 3,600 sq. ft.	\$ 225.51	\$ 225.51
3,600 sq. ft. to 7,200 sq. ft.	\$ 281.90	\$ 281.90
7,201 sq. ft. and greater	\$ 524.84	\$ 524.84

<sup>1</sup> Permit fees are calculated based on the total valuation and square footage of the improvements.

**Building Continued:****Fire and Life Safety Plan Review Fee**

Commercial properties only; 50% of the structural permit fee.

**Essential Facilities Hazard Report Review**

Commercial properties only; 1% of the structural and mechanical fees.

**Initial Structural Plan Review Fees**

75% of the permit fees.

**Third Party Plan Review**

For transfer of a plan review to a third party; 10% of the permit fee, \$65 minimum.

**b. Mechanical Permits****Residential:**

Fees per current Mechanical Permit Application:

<b>Permit</b>	<b>FY 2021 Base fee</b>	<b>FY 2022 Base fee</b>
Minimum Permit Fee	\$144.80	\$148.40
<b>HVAC - for the installation of - Air handling unit including ducts:</b>		
Up to 10,000 cfm	\$ 26.75	\$ 27.40
Over 10,000 cfm	\$ 30.10	\$ 30.85
Air conditioning/heat pump (site plan required)	\$ 46.80	\$ 47.95
Alteration of existing HVAC system	\$ 21.75	\$ 22.30
Mini split system	\$ 21.75	\$ 22.30
<b>Furnace install/relocate/replace including ductwork and vent:</b>		
Up to 100,000 BTU/H	\$ 21.75	\$ 22.30
Over 100,000 BTU/H	\$ 25.65	\$ 26.30
Vent for other than furnace	\$ 21.75	\$ 22.30
Hydronic Piping System	\$ 21.75	\$ 22.30
Install/relocate/replace heaters (room, suspended, wall/floor-mounted)	\$ 21.75	\$ 22.30
<b>Environmental Exhaust and Ventilation – for the installation of:</b>		
Appliance vent	\$ 17.80	\$ 18.25
Dryer exhaust	\$ 14.45	\$ 14.80
Range hood / other kitchen equipment	\$ 12.25	\$ 12.55
Each hood that is served by a mechanical exhaust or air conditioning	\$ 12.25	\$ 12.55
Exhaust system and single duct (bath fan) each	\$ 10.00	\$ 10.25
Exhaust system apart from heating or air conditioning	\$ 14.45	\$ 14.80

## Building Continued

### Mechanical Permits continued

#### Residential:

<b>Fuel Piping and Distribution:</b>	<b>FY 2021</b>	<b>FY 2022</b>
<b>LPG-NG-Oil fuel piping:</b>	<b>Base fee</b>	<b>Base fee</b>
Up to 4 outlets (including gas tag)	\$ 25.65	\$ 26.30
Each additional outlet over 4	\$ 2.75	\$ 2.80
<b>Other Listed Application or Equipment:</b>		
Decorative fireplace or insert	\$ 41.25	\$ 42.25
Woodstove/pellet stove	\$ 54.60	\$ 55.95
Water Heater / Flue vent	\$ 21.75	\$ 22.30
Chimney-liner-flue-vent w/o appliance	\$ 21.75	\$ 22.30
Oil Tanks/ gas / diesel generators	\$ 21.75	\$ 22.30
Barbecue	\$ 21.75	\$ 22.30
Radon Mitigation	\$ 21.75	\$ 22.30
Pool or Spa heater/ Kiln	\$ 21.75	\$ 22.30

#### Commercial/Industrial:

Valuation will be calculated on the value of the equipment and installation costs. Use this section for commercial installation, replacement or relocation of non-portable mechanical equipment, or mechanical work not covered previously. Indicate the value of all mechanical labor, materials, and equipment.

<b>Permit</b>	<b>FY 2021 Base fee</b>	<b>Plus each additional over base fee</b>	<b>FY 2022 Base fee</b>	<b>Plus each additional over base fee</b>
Minimum Permit Fee	\$ 144.80	\$ -	\$ 148.40	\$ -
\$1 to \$5,000	\$ 144.80	\$ -	\$ 148.40	\$ -
\$5,001 to \$10,000*	\$ 144.80	\$ 2.35	\$ 148.42	\$ 2.40
\$10,001 to \$100,000**	\$ 262.30	\$ 17.80	\$ 268.85	\$ 18.25
Over \$100,000**	\$ 1,864.30	\$ 12.10	\$ 1,907.30	\$ 12.40
* Permit category stipulates additional over each \$100.				
** Permit category stipulates additional over each \$1,000.				

### Initial Mechanical Plan Review Fees for Residential and Commercial/Industrial

50% of the permit fees.

## Building Continued

### c. Plumbing Permits

Permit	FY 2021 Base fee	FY 2022 Base fee
Minimum Permit Fee (Residential/Commerical/Indsutrial)	\$ 144.80	\$ 148.40
Utilities per 100 feet (Residential/Commerical/Indsutrial)	\$ 111.45	\$ 114.20
Catch basin	\$ 49.00	\$ 50.20
Drywells each	\$ 110.00	\$ 112.75
Rain drain connector	\$ 49.00	\$ 50.20
Manholes each	\$ 95.85	\$ 98.25
Additions, Alterations, and Repairs for Residential/Commercial/Industrial (per fixture)	\$ 31.20	\$ 32.00

#### Residential:

Fees per current Plumbing Permit Application:

Total Bathrooms Per Dwelling*	FY 2021 Base fee	FY 2022 Base fee
1 bath dwelling (includes 1 kitchen)	\$ 608.15	\$ 623.35
2 bath dwelling (includes 1 kitchen)	\$ 672.00	\$ 688.80
3 bath dwelling (includes 1 kitchen)	\$ 798.20	\$ 818.15
Additional bathroom/kitchen	\$ 317.90	\$ 325.85
Manufactured home utilities	\$ 126.00	\$ 129.15
*Includes the first 100 ft. of water piping, wastewater and storm water lines, hose bibs, icemakers, under floor low point drains, and rain drain packages that include the piping, gutters, downspouts, and perimeter system.		
Interior Piping (water or sewer) (per floor)		
First floor	\$ 95.85	\$ 98.25
Each additional floor	\$ 33.40	\$ 34.20
Multipurpose or Continuous Loop Suppression Systems		
0 sq. ft. to 2,000 sq. ft.	\$ 153.90	\$ 157.75
2,001 sq. ft. to 3,600 sq. ft.	\$ 231.15	\$ 236.90
3,601 sq. ft. to 7,200 sq. ft.	\$ 288.95	\$ 296.15
7,201 sq. ft. and greater	\$ 537.95	\$ 551.40

#### Commercial/Industrial:

Valuation will be calculated on the value of the equipment and installation costs. Fees per current Plumbing Permit Application:

Permit	FY 2021 Base fee	Plus each additional over base fee	FY 2022 Base fee	Plus each additional over base fee
Interior Piping (per fixture)	\$ 31.20	\$ -	\$ 32.00	\$ -
Initial plumbing plan review fees	30% of plumbing permit fees			
Medical Gas Permits:				
\$1 to \$6,500	\$ 144.80	\$ -	\$ 148.40	\$ -
\$6,501 to \$10,000*	\$ 144.80	\$ 1.75	\$ 148.40	\$ 1.80
\$10,001 to \$100,000**	\$ 206.05	\$ 10.50	\$ 233.00	\$ 10.75
Over \$100,000**	\$ 1,151.05	\$ 7.25	\$ 1,202.30	\$ 7.40
Minimum Permit Fee	\$ 144.80	\$ -	\$ 148.40	\$ -
* Permit category stipulates additional over each \$100.				
** Permit category stipulates additional over each \$1,000.				

## Building Continued

### d. Electrical Permits

#### Residential/Commercial/Industrial

Fees per current Plumbing Permit Application:

Permit	FY 2021 Base fee	FY 2022 Base fee
Minimum Permit Fee	\$ 144.80	\$ 148.40
<b>New Residential single or multifamily houses, includes attached garage:</b>		
1,000 square feet or less	\$ 293.60	\$ 300.00
Each additional 500 square feet or portion	\$ 59.80	\$ 61.30
Limited energy –single family(per dwelling)	\$ 118.50	\$ 121.45
Limited energy -multi-family (per floor)	\$ 118.50	\$ 121.45
Protective Signaling-multi-family (per floor)	\$ 118.50	\$ 121.45
New Multifamily – largest unit is calculated as per square footage rates above and each additional unit is calculated at 50% of the fee for the largest unit.	Calculation for largest unit + 50% of the fee for each add'l unit	

	FY 2021 Base fee	FY 2022 Base fee
<b>Services or feeders installation, alterations, and/or relocation:</b>		
200 amps or less	\$ 175.05	\$ 179.40
201 amps to 400 amps	\$ 231.60	\$ 237.40
401 amps to 600 amps	\$ 349.05	\$ 357.75
601 amps to 1,000 amps	\$ 524.10	\$ 537.20
Over 1,000 amps or volts	\$ 958.45	\$ 982.40
<b>Temporary services or feeders installation, alteration, and/or relocation:</b>		
200 amps or less	\$ 102.20	\$ 104.75
201 amps to 400 amps	\$ 217.45	\$ 222.85
401 amps to 600 amps	\$ 300.00	\$ 300.00
601 amps to 1,000 amps	\$ 440.75	\$ 440.75
Over 1,000 amps or volts	\$ 814.65	\$ 835.00
<b>Branch circuits:</b>		
Branch circuits <b>without</b> service or feeder, 1 <sup>st</sup> circuit	\$ 97.85	\$ 100.30
Branch circuits <b>without</b> service, each additional circuit	\$ 13.45	\$ 13.75
Branch circuits <b>with</b> service, each circuit	\$ 13.45	\$ 13.75
<b>Miscellaneous (service or feeder not included):</b>		
Each manufactured or modular dwelling, service, and/or feeder	\$ 118.50	\$ 121.45
Reconnect only	\$ 118.50	\$ 121.45
Pump or irrigation circle	\$ 118.50	\$ 121.45
Sign or outline lighting	\$ 118.50	\$ 121.45
Signal circuit(s) or limited energy panel, alteration or extension (commercial/industrial only)	\$ 118.50	\$ 121.45
Each additional inspection over the allowable	\$ 92.40	\$ 94.70
<b>Renewable Electrical Energy:</b>		
5 kva or less (2)	\$ 151.15	\$ 154.90
5.01 kva to 15 kva (2)	\$ 180.45	\$ 184.95
15.01 kva to 25 kva (2)	\$ 293.85	\$ 301.20
Greater than 25 kva – 25kva + ea additional kva to 100 kva (max)	\$ 11.75	\$ 12.05
<b>For Wind generation system:</b>		
25.01 kva to 50 kva (2)	\$ 587.75	\$ 602.45
50.01kva to 100kva	\$ 1,175.55	\$ 1,204.90
<b>Master Electric Permit Application</b>	\$100 one-time application fee	
<b>Master Electric Permit Inspections</b>	\$110 per hour	
<b>Initial Electrical Plan Review Fees</b>	25% of the electrical permit fee	
<b>Third Party Plan Review</b>	\$110	

**e. Manufactured Homes**

All jurisdictions in the Tri-County area will charge a single fee for the installation and set-up of manufactured homes. This single fee will include the concrete slab, runners, or foundations when they comply with the prescriptive requirements of the Oregon Manufactured Dwelling standard, electrical feeder and plumbing connections, and all cross-over connections.

Permit	FY 2021 Base fee	FY 2022 Base fee
Permit Fee	\$ 445.00	\$ 445.00
Manufactured Dwelling Parks and Mobile Home Parks Fee <sup>1</sup>	Per current State Permit Fee	
Statewide Code Development, Training and Monitoring Fee	\$ 30.00	\$ 30.00

**f. Permit Related Fees**

Permit	2021 Base fee	2022 Base fee
State surcharge shall be collected in an amount as required by State Law		
<b>Building Moving/Demolition Permits:</b>		
2,000 square feet or less	\$ 110.00	\$ 110.00
Each additional 1,000 square feet or portion	\$ 40.00	\$ 40.00
Plan Review Fee	75% of the permit fee	
Prescriptive Solar PV Installation	\$ 100.00	\$ 100.00
Non-Prescriptive Solar PV Installation per current structural fees by valuation	See building valuation table	
Recreational Parks and Organizational Camps	Per current State Permit Fee	
Administrative fee for simple refunds	\$ 35.00	\$ 35.00
Administrative fee for complex refunds	\$ 250.00	\$ 250.00
Administrative fee for changing contractors simple	\$ 35.00	\$ 35.00
Administrative fee for changing contractors complex	\$ 250.00	\$ 250.00
Floating structure permit-Follow structural permit fee schedule		
Permit changes outside of normal scope	\$110 per hour	
Plan Review Fees Required/Requested Changes, Additions, Revisions	\$110 per hour	
Re-inspection Fee	\$ 110.00	\$ 110.00
Replacement Sheets (each)	\$ 23.00	\$ 23.00
Re-instatement fee	\$ 110.00	\$ 110.00
Investigation Fee	\$110 per hour	
Inspections outside of normal business hours (minimum 2 hours)	\$110 per hour	
Earthquake - resistant bracing	\$ 135.00	\$ 135.00
Plan reviews not designate elsewhere	30% of the permit fee	
Certificate of Occupancy	\$ 180.00	\$ 180.00
Temporary Certificate of Occupancy	\$ 180.00	\$ 180.00
Change of use/Occupancy	\$ 180.00	\$ 180.00
Technology fee – applies to all programs unless otherwise specified	5% of the permit fee	
Deferred Submittal fee (per Deferred Submittal)	\$70% of the permit fee calculated using the value of the deferred portion with a minimum \$300 fee	
Phased Permit Fee (per phase)	\$300 + 10% of the total project permit fee (not to exceed \$1,500 per phase)	

**g. In-Fill and Grading**

In-Fill and Grading Permit and Plan Review Fees for each	FY 2021 Base fee	FY 2022 Base fee
1 to 50 cubic yards	\$ 100.00	\$ 100.00
51 to 100 cubic yards	\$ 150.00	\$ 150.00
101 to 1,000 cubic yards	\$ 200.00	\$ 200.00
1,001 to 10,000 cubic yards	\$ 250.00	\$ 250.00
10,001 cubic yards or more	Total hourly cost <sup>2</sup>	

<sup>1</sup> O.A.R. 918-600-0030.

<sup>2</sup> Cost to include supervision, overhead, equipment, hourly wages, and benefits of employees involved.

### 3. BUSINESS REGISTRATION

Business Registration is required annually for all businesses doing business in the City.

Change in business ownership fee	FY 2021 FEE	FY 2022 FEE
Standard base fee	\$ 140.00	\$ 145.00
New business commencing between July 1 and December 31	\$ 70.00	\$ 70.00
Change in business ownership fee	\$ 10.00	\$ 10.00
Fee for each FTE	\$ 10.00	\$ 12.00
Temporary Business (2 weeks or less)	\$ 30.00	\$ 30.00
Delinquent Registration	10% of the original business tax plus interest at 9% per annum from the due date until full payment is received	

#### **Metro Business License versus City Business Registration or Both:**

Instead of obtaining separate business licenses/registrations within each Portland-area city that you conduct business in, you can purchase a single license from Metro to construct, alter, and repair structures in 20 cities that have licensing/registration requirements in the metropolitan area, excluding Portland. The license covers all construction trades, both commercial and residential, as well as all landscape contractors. Exception: if your principal place of business is inside the City of Milwaukie, the business is required to apply for a City of Milwaukie Business Registration in addition to the Metro license.

For Metro applications, contact Metro at 503-797-1620 or visit their website at: <http://www.oregonmetro.gov/tools-working/regional-contractors-business-license>

## 4. DOWNTOWN PARKING

Downtown employees can purchase a permit for designated permit spaces. Customers and visitors of downtown Milwaukie can use the short-term parking spaces.

Parking Permit Fees <sup>1</sup>	FY 2021 FEE	FY 2022 FEE
Daily	\$ 5.00	\$ 5.00
Monthly	\$ 70.00	\$ 80.00
Quarterly	\$ 200.00	\$ 230.00
Discount for Bulk Pass Purchase (>10) <sup>2</sup>	10%	10%
Replacement Pass (each)	\$ 5.00	\$ 5.00
Parking Variance Fee <sup>3</sup>	\$ 30.00	\$ 30.00

### Downtown Parklet Use Fees

Downtown parklets are reviewed through Engineering. Additionally, Parklets incur a use fee for the parking spaces which are due upon application approval.

Engineering Fees	FY 2021 FEE	FY 2022 FEE
New Parklet Application Fee	\$ 150.00	\$ 150.00
New Parklet Right-of-Way Fee	\$ 150.00	\$ 150.00
Parklet Renewal Application Fee	\$ 50.00	\$ 50.00
Parklet Renewal Right-of-Way Fee	\$ 95.00	\$ 95.00
Parklet Plan Review	\$ 150.00	\$ 150.00
<b>Monthly Use Fee Per Parking Space:</b>		
Private Seasonal Platform	\$ 20.00	\$ 20.00
Hybrid Parklet (25% discount from Private)	\$ 15.00	\$ 15.00
Public Parklet	No fee for parking space use	
Additional incurred costs (if applicable)	TBD based on location	
Signage for Public and Hybrid parklets	\$ 95.00	\$ 95.00

<sup>1</sup> For parking fines refer to section 9.

<sup>2</sup> Does not apply to daily permits.

<sup>3</sup> Parking variance is subject to City approval for events and/or construction parking. Fee is charged per parking space and would be issued for no longer than a two-week period.

## 5. ENGINEERING

Engineering fees consist of plan review, inspections, permits, printed and electronic maps, and erosion control review.

Inspections and Permits	FY 2021 FEE	FY 2022 FEE
<b>Right-of-Way Permit Application<sup>1</sup>:</b>		
Construction Permit Application	\$ 250.00	\$ 250.00
Tree Removal or Major Pruning Permit <sup>2</sup>	\$ 50.00	\$ 50.00
Sidewalk Permit	\$ 50.00	\$ 50.00
Temporary Street Use	\$ 50.00	\$ 50.00
Use Permit Application	\$ 50.00	\$ 50.00
Parking closure downtown (per month, per space)	\$ 50.00	\$ 50.00
Lane closure (per week, per lane/block)	\$ 100.00	\$ 100.00
Road closure (per week, per block)	\$ 250.00	\$ 250.00
Major Encroachment Permit Application	\$ 250.00	\$ 250.00
Minor Encroachment Permit Application	\$ 50.00	\$ 50.00
Recording fee	\$ 103.00	\$ 103.00
Right-of-way Re-inspection (beyond standard of 2)	\$ 95.00	\$ 95.00
Parklet Permit Fee	\$ 150.00	\$ 150.00
Parklet Renewal Fee	\$ 95.00	\$ 95.00
Parklet Plan Review	\$ 150.00	\$ 150.00
Painted Intersection Permit	\$ 50.00	\$ 50.00
Subdivision Construction Inspection	5.5% of Total Construction Cost (\$500 minimum)	
Public Improvement Construction Inspection	5.5% of Total Construction Cost (\$500 minimum)	
Street Opening Deposit	\$25 per square foot / \$1,500 minimum	
<b>Street Opening Surcharge (Streets under 5-Year Moratorium)</b>	\$50 per square foot / \$3,000 minimum	
<b>5-Year Moratorium Surcharge:</b>		
1st year of moratorium	\$250 per sq. ft.	\$250 per sq. ft.
2nd year of moratorium	\$200 per sq. ft.	\$200 per sq. ft.
3rd year of moratorium	\$150 per sq. ft.	\$150 per sq. ft.
4th year of moratorium	\$100 per sq. ft.	\$100 per sq. ft.
5th year of moratorium	\$50 per sq. ft.	\$50 per sq. ft.
<b>Grading Permit:</b>		
Minor (0 to 100 cy)	\$ 150.00	\$ 150.00
Major (100+ cy)	\$ 250.00	\$ 250.00
Floodplain Review	Actual Costs	
Inspection	Actual Costs	
Building Permit Plan Review - Minor	\$ 75.00	\$ 75.00
Building Permit Plan Review - Major	\$ 150.00	\$ 150.00
Street Vacation/Rename Request	\$2,500 Deposit (Actual cost billed per hourly rate)	\$2,500 Deposit (Actual cost billed per hourly rate)
Request for Stormwater Rate Reduction	\$75 Deposit (Actual cost billed per hourly rate)	\$75 Deposit (Actual cost billed per hourly rate)
Franchise Permit Application	no charge	no charge
Traffic Control Device Request	no charge	no charge
Engineering Request	no charge	no charge
ADA Request for Service	no charge	no charge
Transportation Fee Review Application	\$75 Deposit (Actual cost billed per hourly rate)	\$75 Deposit (Actual cost billed per hourly rate)
Appeal to City Council <sup>3</sup>	\$ 300.00	\$ 300.00
Sewer Dye Test	\$ 100.00	\$ 100.00
Moving Buildings <sup>4</sup>	\$200 + \$75/hr. staff time/ \$1,000 Deposit	\$200 + \$75/hr. staff time/ \$1,000 Deposit

<sup>1</sup> For right-of-way license fees related to utilities see section 14.

<sup>2</sup> For land use applications including tree removal see the Planning section.

<sup>3</sup> Appeals only related to Engineering determination. See other relevant sections regarding appeals.

<sup>4</sup> Performance bond amount at discretion of City Engineer.

## Engineering Continued

<b>Materials:</b>	<b>FY 2021 FEE</b>	<b>FY 2022 FEE</b>
Public Works Standards	\$ 30.00	\$ 30.00
Sewer TV Inspection Tape	\$ 25.00	\$ 25.00
<b>Electronic Drawings:</b>		
Paper – All sizes	\$ 5.00	\$ 5.00
Other format (plus \$45/hr. for additional work)	\$ 7.00	\$ 7.00
Reproduction charges (\$0.10 for additional pages)	\$ 1.00	\$ 1.00
<b>Printed and Electronic Maps (GIS):</b>		
<b>Standard Selection of GIS maps:</b>		
Full Sheet (34" x 44")	\$ 45.00	\$ 45.00
1/2 Sheet (22" x 34")	\$ 35.00	\$ 35.00
1/4 Sheet (17" x 22")	\$ 25.00	\$ 25.00
1/8 Sheet (11" x 17")	\$ 15.00	\$ 15.00
Electronic file (via electronic mail in PDF, JPG, GIF or TIF formats)	\$ 15.00	\$ 15.00
Electronic file (for mailed media, which includes postage, handling, and media charges)	\$ 22.00	\$ 22.00
<b>Aerial Maps:</b>		
Full Sheet (34" x 44")	\$ 50.00	\$ 50.00
1/2 Sheet (22" x 34")	\$ 40.00	\$ 40.00
1/4 Sheet (17" x 22")	\$ 30.00	\$ 30.00
1/8 Sheet (11" x 17")	\$ 20.00	\$ 20.00
Electronic file (via electronic mail in PDF, JPG, GIF, or TIF formats)	\$ 15.00	\$ 15.00
Electronic file (for mailed media, which includes postage, handling, and media charges)	\$ 22.00	\$ 22.00
<b>Custom Maps:</b>		
Flat charge per hour plus cost of materials	\$ 55.00	\$ 55.00
Electronic file (for mailed media, which includes postage, handling, and media charges)	\$ 7.00	\$ 7.00
<b>Erosion Control:</b>		
Erosion Prevention and Sediment Control Planning and Design Manual (CD)	\$ 10.00	\$ 10.00
Minimum Charge for Clearing/Construction <sup>4</sup>	\$ 75.00	\$ 75.00
<b>Minimum charge applies if:</b>		
Over 500 sq. ft. of disturbed soil. Not in or around a sensitive area (NR Zone, wetlands, conservancies, and streams) and value of structure/remodel doesn't exceed \$20,000.		
Clearing/Construction for Single-Family Residential	\$ 380.00	\$ 380.00
Rate if certified in erosion control <sup>5</sup>	\$ 225.00	\$ 225.00
Clearing/Construction for Multifamily Residential	\$ 490.00	\$ 490.00
Rate if certified in erosion control <sup>2</sup> (additional \$40 per ½ acre over 1 acre)	\$ 335.00	\$ 335.00
Clearing/Construction for Subdivision/Commercial/Industrial	\$ 623.00	\$ 623.00
Rate if certified in erosion control <sup>2</sup> (additional \$40 per ½ acre over 1 acre)	\$ 467.00	\$ 467.00
Additional Site Visit (due to code enforcement)	\$ 95.00	\$ 95.00

<sup>1</sup> Storm/Sewer/Water/Storm.

<sup>2</sup> Commercial/Industrial/Miscellaneous Development.

<sup>3</sup> Performance bond amount at discretion of City Engineer.

<sup>4</sup> Erosion control certification discount does not apply.

<sup>5</sup> Certification requires 4 hours of training in erosion control every two years.

## 6. FEES IN LIEU OF CONSTRUCTION (FILOC)

FILOC (Residential/Commercial/Industrial)	FY 2021 FEE	FY 2022 FEE
<b>Transportation<sup>1</sup>, maximum</b> , per lineal foot of site frontage Actual fee may be less depending on site conditions and actual improvements required.	\$ 302.00	\$ 311.00
Collectors, Arterials & Public Area Requirements	Actual Cost + 50%	
<b>Water<sup>2</sup></b> , per lineal foot of site frontage	\$ 335.00	\$ 345.00
<b>Stormwater<sup>3</sup></b> , per lineal foot of site frontage	\$ 236.00	\$ 243.00
<b>Wastewater<sup>4</sup></b> , per lineal foot of site frontage	\$ 222.00	\$ 228.00
<b>Stormwater Management<sup>5</sup></b> , per square foot of new or changed	\$ 13.00	\$ 13.00

FILOC may be available as an alternative to construction of minimum required improvements in accordance with MMC 13.32. FILOC for Transportation, Water, Stormwater, Wastewater, and Stormwater Management Facilities are established by City Council based on impact of development on the infrastructure serving the proposed use. FILOC for Transportation, Water, Stormwater, and Wastewater are based on historical costs to construct the facility per lineal foot of frontage. FILOC for Stormwater Management Facilities is based on historical costs to construct a facility per square foot of added or changed impervious area draining to the public system. FILOC is indexed for inflation annually using the Engineering News-Record Construction Cost Index (CCI) for Seattle, WA (Resolution #79-2016), based on a 5-yr running average.

<sup>1</sup> Transportation FILOC is based on the historical cost to construct the minimum standard improvements for a local street.

<sup>2</sup> Water FILOC is based on the historical cost to construct the minimum standard water main.

<sup>3</sup> Stormwater FILOC is based on the historical cost to construct the minimum standard storm main.

<sup>4</sup> Wastewater FILOC is based on the historical cost to construct the minimum standard sanitary sewer main.

<sup>5</sup> Storm Water Quality FILOC is based on the historical cost to construct the minimum required water quality facility for impervious surfaces created that drain to a public storm system without treatment.

## 7. LIBRARY

The Library collects fines for overdue books, lost or damaged items, and photocopying services.

<b>Overdue Fine</b>	<b>FY 2021 Fee Per Day</b>	<b>FY 2021 Maximum</b>	<b>FY 2022 Fee Per Day</b>	<b>FY 2022 Maximum</b>
Adult	\$ 0.25	\$ 3.00	\$ 0.25	\$ 3.00
Juvenile	\$ 0.10	\$ 1.00	\$ 0.10	\$ 1.00
Cultural Pass - State Parks pass	\$ 5.00	Replacement cost	\$ 5.00	Replacement cost
Library of Things	\$1.00-\$5.00 per day	Replacement cost	\$1.00-\$5.00 per day	Replacement cost
<b>Photocopies:</b>	<b>FY 2021 Fee</b>		<b>FY 2022 Fee</b>	
Black and White	\$ 0.10	0.10	\$ 0.10	0.10
Color	\$ 0.50	0.50	\$ 0.50	0.50
Microfilm Copies	\$ 0.10	0.10	\$ 0.10	0.10
<b>Lost or Damaged Items:</b>				
Barcode	\$ 1.00	1.00	\$ 1.00	1.00
RFID Tag	\$ 1.00	1.00	\$ 1.00	1.00
Book Jacket	\$ 2.00	2.00	\$ 2.00	2.00
Barcode and Book Jacket	\$ 3.00	3.00	\$ 3.00	3.00
Audio Book CD	\$ 10.00	10.00	\$ 10.00	10.00
Missing Pages and Booklets	Refer to Librarian			
Lost Item	Actual retail cost			
Damaged Material	Refer to Librarian			
Library of Things item	Actual retail cost			
Kindle Kit	\$ 155.00	155.00	\$ 155.00	155.00
Bike Lock	\$ 40.00	40.00	\$ 40.00	40.00
<b>Replacement Media Case:</b>				
Cover Sheet	\$ 1.00	1.00	\$ 1.00	1.00
Audiobook and CD-ROM Case	\$ 5.00	5.00	\$ 5.00	5.00
DVD Case	\$ 1.00	1.00	\$ 1.00	1.00
CD Case	\$ 2.00	2.00	\$ 2.00	2.00
CD and CD-ROM Booklets	\$ 3.00	3.00	\$ 3.00	3.00
<b>Miscellaneous:</b>				
<b>Public Computer Printing:</b>				
Black and White (first 5 free)	\$ 0.10	0.10	\$ 0.10	0.10
Color (first 1 free)	\$ 0.50	0.50	\$ 0.50	0.50
Non-District Citizen Library Use (annual fee)	\$ 95.00	95.00	\$ 95.00	95.00

## 8. MISCELLANEOUS

	FY 2021 Fee per Item	FY 2022 Fee per Item
<b>Document Printing and Copying:</b>		
Black and White	\$ 0.10	\$ 0.10
Color	\$ 0.50	\$ 0.50
<b>Lien Searches:</b>		
Lien Docket Searches	\$ 32.00	\$ 32.00
<b>Miscellaneous Permits:</b>		
Filming Permit – Fee varies based upon production budget and time to review application. Fee may be waived under certain conditions.	up to \$5,000	up to \$5,000
Temporary Event Permit – Fee may be charged to cover costs incurred by the City for assisting with an event. Staff time will be based upon billable hourly rates.	No application Fee	
Use of parking stall(s) in the right-of-way during a Temporary Event - (City reserves the right to charge for required staff time if inspection is needed).	\$ 30.00	\$ 30.00

## 9. MUNICIPAL COURT

Milwaukie Municipal Court collects fines for traffic citations, parking violations, and miscellaneous programs approved by the Judge. Traffic fine amounts are set by State legislature based on the offense classification.

<b>Fees and Charges:</b>	<b>FY 2021 FEE</b>	<b>FY 2022 FEE</b>
Payment Plan Installment Fee	\$ 25.00	\$ 25.00
Failure to Appear	\$ 75.00	\$ 75.00
Reinstatement Fee	\$ 15.00	\$ 15.00
Suspension Packet Fee	\$ 12.00	\$ 12.00
Returned Check Fee	\$ 30.00	\$ 30.00
Boot Release Fee	\$ 45.00	\$ 45.00
Seat Belt Class Fee	\$ 50.00	\$ 50.00
Collection Processing Fee	\$ 25.00	\$ 25.00
Trial Cancellation Fee	\$ 25.00	\$ 25.00
<b>Young Driver Diversion Fee:</b>		
Class B	\$ 200.00	\$ 200.00
Class C	\$ 100.00	\$ 100.00
<b>Dismissal Fee:</b>		
Class D	\$ 50.00	\$ 50.00
<b>Deferred Sentencing Fee:</b>		
Class B	\$ 265.00	\$ 265.00
Class C	\$ 165.00	\$ 165.00
Class D	\$ 115.00	\$ 115.00
Audio CD - Court Session	\$ 15.00	\$ 15.00

### Traffic Fines

<b>FY 2021 FEES</b>				
<b>Penalty</b>	<b>Presumptive Fine</b>	<b>Special Zone Fine<sup>[1]</sup></b>	<b>Minimum Fine</b>	<b>Maximum Fine</b>
Class A	\$ 440.00	\$ 875.00	\$ 225.00	\$ 2,000.00
Class B	\$ 265.00	\$ 525.00	\$ 135.00	\$ 1,000.00
Class C	\$ 165.00	\$ 325.00	\$ 85.00	\$ 500.00
Class D	\$ 115.00	\$ 225.00	\$ 65.00	\$ 250.00
<b>FY 2022 FEES</b>				
<b>Penalty</b>	<b>Presumptive Fine</b>	<b>Special Zone Fine<sup>[1]</sup></b>	<b>Minimum Fine</b>	<b>Maximum Fine</b>
Class A	\$ 440.00	\$ 875.00	\$ 225.00	\$ 2,000.00
Class B	\$ 265.00	\$ 525.00	\$ 135.00	\$ 1,000.00
Class C	\$ 165.00	\$ 325.00	\$ 85.00	\$ 500.00
Class D	\$ 115.00	\$ 225.00	\$ 65.00	\$ 250.00

<sup>1</sup> Special zones include highway work zones, school zones, and safety corridors.

## Parking Fines

Per Milwaukie Municipal Code §10.20.090E, parking fine amounts may increase by 50% when a registered vehicle owner has received four (4) or more previous citations for the same parking violation within a rolling 365-day timeframe. If bail is not posted by the court date, the fine will be doubled. (Ord. #2005, adopted 2009, Ord. #1997, adopted 2009, Ord. #1728, adopted 1993, and Ord. #1361, adopted 1977).

<b>Parking Fines</b>	<b>FY 2021 FEE</b>	<b>FY 2022 FEE</b>
Abandoned Vehicle	\$ 80.00	\$ 80.00
Angle Parking	\$ 40.00	\$ 40.00
Bicycle Lane	\$ 80.00	\$ 80.00
Blocking Driveway	\$ 50.00	\$ 50.00
Block Rule	\$ 40.00	\$ 40.00
Blocking Disabled Parking Space	\$ 250.00	\$ 250.00
Bus Zone/Taxi Zone	\$ 50.00	\$ 50.00
Double Parking	\$ 50.00	\$ 50.00
During Prohibited Times	\$ 50.00	\$ 50.00
Emergency/Safety Zone	\$ 80.00	\$ 80.00
Fire Hydrant	\$ 80.00	\$ 80.00
Five or More Unpaid Violations	\$ 60.00	\$ 60.00
Head in Only Parking	\$ 50.00	\$ 50.00
Loading Zone	\$ 50.00	\$ 50.00
No Parking Zone/Tow Away Zone	\$ 80.00	\$ 80.00
On Crosswalk/Sidewalk	\$ 80.00	\$ 80.00
Over 1 Ft. from Curb	\$ 60.00	\$ 60.00
Over Space Line	\$ 60.00	\$ 60.00
Overtime Parking	\$ 60.00	\$ 60.00
Permit Only Parking <sup>1</sup>	\$ 60.00	\$ 60.00
Traffic Hazard	\$ 80.00	\$ 80.00
Trucks—2 Hr. Limit	\$ 50.00	\$ 50.00
Disabled Parking Space	\$ 450.00	\$ 450.00
Wrong Side of Street	\$ 50.00	\$ 50.00
Where Prohibited	\$ 80.00	\$ 80.00

<sup>1</sup> For parking permit fees see section 4.

## 10. Planning

The City Planning Department oversees land use applications, annexations, special requests, and procurement of City maps and master plans.

### Standard Land Use Applications

The following standard fees apply to all land use applications<sup>1</sup> not listed below. Some applications may require additional fees as described below under Additional Application Fees:

Review type:	FY 2021 Fee	FY 2022 Fee
Type I Administrative Review	\$ 200.00	\$ 200.00
Type II Administrative Review	\$ 1,000.00	\$ 1,000.00
Type III Quasi-Judicial Review	\$ 2,000.00	\$ 2,000.00
Type IV Quasi-Judicial Review	\$ 5,000.00	\$ 5,000.00
Type V Legislative Review	\$ 5,000.00	\$ 5,000.00

### Other Land Use Applications

Application:	FY 2021 Fee	FY 2022 Fee
Community Service Use – Minor Modification (Type I)	\$ 50.00	\$ 50.00
Downtown Design Review (Type I, II, or III)	See fees for standard land use applications above	See fees for standard land use applications
Historic Resource Designation (Type IV)	\$ 150.00	\$ 150.00
Minor Land Partition (Type II)	\$ 2,000.00	\$ 2,000.00
Multifamily Design Review (Type I or II)	See fees for standard land use applications above	See fees for standard land use applications

<sup>1</sup> For a complete list of land use application types, see Milwaukie Municipal Code Table 19.901.

## Planning Continued

### Other Land Use Applications

Natural Resource <sup>1</sup> :	FY 2021 Fee	FY 2022 Fee
Boundary Verification (Type I)	No charge	No charge
Construction Management Plan (Type I)	No charge	No charge
Natural Resource Management Plan (Type I)	No charge	No charge
Tree Removal Request (Type I) <sup>2</sup>	No charge	No charge
Tree Removal Request (Type III) <sup>3</sup>	\$ 500.00	\$ 500.00
All Other Type I, II, or III applications <sup>4</sup>	See application fees	See application fees
Planned Development – Preliminary Plan Review (Type III)	\$ 2,000.00	\$ 2,000.00
Planned Development—Final Plan Review (Type IV) <sup>5</sup>	\$ 5,000.00	\$ 5,000.00
Property Line Adjustment (Type I)	\$ 650.00	\$ 650.00
Subdivision—Preliminary Plat Review (Type III) <sup>6</sup>	\$ 4,400 + \$ 100 per lot over 4 lots	\$ 4,400 + \$ 100 per lot over 4 lots
Temporary Structure (Type I)	\$ 50.00	\$ 50.00
Variance to Fence Height (Type II)	\$ 500.00	\$ 500.00

<sup>1</sup> Res. #77-2011, adopted 8/16/11.

<sup>2</sup> See MMC 19.402.6.A for Type I tree removal. For tree removal in the right of way see section 5.

<sup>3</sup> Required for any tree removal that is not Type I (MMC 19.402.8.A) or exempt (MMC 19.402.6.A). For tree removal in the right of way see section 5.

<sup>4</sup> Fees waived for applications that meet all three of the following criteria: (1) the application involves only a habitat conservation area (HCA) and not a water quality resource (WQR), (2) the property is used for residential purposes, and (3) the current owner was the owner prior to September 15, 2011.

<sup>5</sup> The fee includes the zone change to apply the PD symbol to the zone map. Any change to the base zone requires an additional Type IV application and fee.

<sup>6</sup> A subdivision application fee is required for any subdivision that is being reviewed as part of a Planned Development.

## Planning Continued

### Additional Application Fees

	FY 2021 Fee	FY 2022 Fee
Measure 56 Notice (for Zoning Map or Text Amendment)	Actual cost (\$1 per affected property, \$35/minimum)	
Reserve Deposit	\$ 500.00	\$ 500.00
<b>Technical Report Review<sup>1</sup>:</b>	Actual Cost	
Scope of Work Preparation		
Reserve Deposit	\$ 1,500.00	\$ 1,500.00
Review of Technical Report (Res. #77-2011)	Actual Cost	
<b>Other Reserve Deposit:</b>		
Traffic	\$ 2,500.00	\$ 2,500.00
Natural Resources	\$ 3,000.00	\$ 3,000.00
All Others	\$ 1,000.00	\$ 1,000.00
<b>Discounts for Land Use Applications:</b>		
Two or More Applications (no discount for most expensive application). This discount applies to applications which relate to the same unit of land and which will be reviewed and decided concurrently.	25%	25%
Seniors must be at least 65 years of age, and must be the property owner. Applicant may only receive one discount; the senior discount or the low income discount.	10%	10%
Low-Income Residents may qualify for reduced fees by filing the same application used to apply for reduced sewer and water rates.	25%	25%
NDA – Sponsored Land Use Applications Related to Parks	Fees Waived	Fees Waived
<b>Annexations:</b>		
Annexation (Expedited)	\$ 150.00	\$ 150.00
Annexation (Non-expedited: No Zone Change or Comp Plan Amendment)	\$ 150.00	\$ 150.00
Annexation (Non-expedited: Zone Change only)	\$ 500.00	\$ 500.00
Annexation (Non-expedited: Zone Change and Comp Plan Amendment)	\$ 3,500.00	\$ 3,500.00
<b>Appeals:</b>		
Appeal to Planning Commission - per Oregon State Statute (ORS 227.175 (10)(b)) <sup>1,2</sup>	\$ 250.00	\$ 250.00
Appeal to City Council <sup>2</sup>	\$ 1,000.00	\$ 1,000.00

### Deposit Information

In some cases, reserve deposits are collected to ensure that the City's actual expenses are covered. Deposits will be refunded relative to actual costs, and additional money may be required if actual costs exceed the deposit amount. This applies only to reserve deposits—base fees are nonrefundable.

<sup>1</sup> Actual cost to be determined by Planning Director or Engineering Director by estimating the cost of City staff time and resources dedicated to the project. See more information under Deposit Information.

<sup>2</sup> Fees are waived for NDA-sponsored appeals, pursuant to Resolution #26-1999.

## Planning Continued

### Early Assistance

<b>Pre-application meeting for Minor Applications:</b>	<b>FY 2021 Fee</b>	<b>FY 2022 Fee</b>
First meeting	no charge	no charge
Second meeting	\$ 50.00	\$ 50.00
Third and subsequent meetings <sup>1</sup> (per meeting fee)	\$ 100.00	\$ 100.00
Pre-application conference <sup>2</sup>	\$ 200.00	\$ 200.00
<b>Pre-application meeting for Major Applications:</b>	<b>FY 2021 Fee</b>	<b>FY 2022 Fee</b>
First meeting	\$ 100.00	\$ 100.00
Second and subsequent meetings <sup>1</sup> (per meeting fee)	\$ 200.00	\$ 200.00
Pre-application conference <sup>2</sup>	\$ 600.00	\$ 600.00
Design review consultation with Design and Landmarks Committee	no charge	no charge

Minor Applications include:

- Type I applications
- Type II applications, except for projects that would result in;
  - more than four residential units, or
  - construction with more than 10,000 sq. ft. of new or additional floor area
- Type III applications for;
  - variances on sites with three or fewer residential units, or
  - natural resources or Willamette Greenway review

Major Applications include:

- Multiple applications packaged together
- Type II applications that result in;
  - more than four residential units, or
  - construction with more than 10,000 sq. ft. of new or additional floor area
- Type III applications, except for;
  - variances on sites with three or fewer residential units, or
  - natural resources or Willamette Greenway review
- Type IV or V applications

**Note:** The City Manager (or designee) may reduce the fee for Early Assistance for a major application where it can be demonstrated that the level of staff effort required will be similar to what would be required for a Minor Application.

<sup>1</sup> Applies to optional meetings attended by a maximum of two City staff. No written notes provided.

<sup>2</sup> Applies to required or optional meetings that require three or more City staff. Written summary notes provided two weeks after meeting.

## Planning Continued

### Special Requests

	FY 2021 Fee	FY 2022 Fee
Property Value Reduction Claims (pertaining to Measures 37 or 49) <sup>1</sup>	\$ 1,515.00	\$ 1,515.00
Significant Modification of Complete Land Use Application	\$ 500.00	\$ 500.00
Reschedule of Public Hearing at Applicant's Request (when re-notification is required)	\$ 500.00	\$ 500.00
Temporary Occupancy Request	\$ 100.00	\$ 100.00
Time Extension of Previously Granted Land Use Approval (Title 17 only)	\$ 50.00	\$ 50.00
Zoning Confirmation (General)	\$ 50.00	\$ 50.00
Zoning Confirmation (DMV Permit, LUCS) <sup>2</sup>	\$ 25.00	\$ 25.00

### Permit Review and Inspections

	FY 2021 Fee	FY 2022 Fee
Building Permit Review and Inspections (Minor; e.g., Demolition or Erosion Control)	\$ 25.00	\$ 25.00
Building Permit Review and Inspections (Major)	\$ 200.00	\$ 200.00
Additional Planning Inspection Fee	\$ 50.00	\$ 50.00
Modifications to Building Permit during review <sup>3</sup>	\$ 100.00	\$ 100.00
Original Art Mural	\$ 100.00	\$ 100.00
Sign Permit Review (per sign)	\$ 100.00	\$ 100.00
Sign Permit Review (daily display or "sandwich board" sign)	\$ 150.00	\$ 150.00

### Materials

Most materials are available online for free or contact Planning for additional information: <http://www.milwaukieoregon.gov/planning/planning-documents-ordinances-plans-and-guidelines>

The fee for a copy of any planning document (e.g. the comprehensive plan, the zoning ordinance, ancillary plans, etc.) will be charged based on the number of copied pages. The standard City copy fee will apply; refer to section 8 of this document.

<sup>1</sup> Fee will be refunded if applicant prevails. If claim is denied, additional money may be required to cover contract-attorney or appraiser costs, as determined by City Manager.

<sup>2</sup> Waived for LUCS for emergency sewer connection.

<sup>3</sup> Fee applies to site plan revisions generated by applicant, not those required by staff during review process.

## 11. POLICE

The City's Police Department collects fees for permits, licenses, and other miscellaneous services listed below:

<b>Permits/Licenses:</b>	<b>FY 2021 FEE</b>	<b>FY 2022 FEE</b>
Adult Business	\$ 372.00	\$ 372.00
Alarm Permit—Residential	\$ 30.00	\$ 30.00
Alarm Permit - (65+)	\$ 10.00	\$ 10.00
Alarm Permit—Business	\$ 50.00	\$ 50.00
Gun Background Check	\$ 21.00	\$ 21.00
Liquor License (Original Application)	\$ 100.00	\$ 100.00
Liquor License (Name or Other Change)	\$ 75.00	\$ 75.00
Liquor License (Renewal Application)	\$ 35.00	\$ 35.00
Liquor License (Temporary License)	\$ 35.00	\$ 35.00
<b>Police Reports:</b>		
Video copy	\$ 35.00	\$ 35.00
Police report	\$ 15.00	\$ 15.00
Photo CD	\$ 15.00	\$ 15.00
Traffic Citation Discovery	\$ 10.00	\$ 10.00
(additional research charges may apply for unusual/complex requests)		
<b>Police Services:</b>		
First False Alarm Response	no charge	
Second False Alarm Response:		
Residential	\$ 25.00	\$ 25.00
Commercial	\$ 50.00	\$ 50.00
Third False Alarm Response:		
Residential	\$ 50.00	\$ 50.00
Commercial	\$ 150.00	\$ 150.00
Fourth False Alarm Response: (warning of revocation sent)		
Residential	\$ 150.00	\$ 150.00
Commercial	\$ 250.00	\$ 250.00
Fifth False Alarm Response: (revocation of alarm permit)		
Residential	\$ 250.00	\$ 250.00
Commercial	\$ 500.00	\$ 500.00
False Alarm Past Fifth	no response	
Good Conduct Background Letter	\$ 5.00	\$ 5.00
Vehicle Impound	\$ 160.00	\$ 160.00
Loud Party Response—first response	Warning	
Loud Party Response—second response and/or each subsequent response in 24-hr. period	\$ 50.00	\$ 50.00
Fire and Emergency Services fee (Ord. #1764, adopted 1994)	Actual Cost	

## 12. SDC & Construction Excise Tax

SDC fees for Water, Stormwater, and Transportation will be indexed for inflation annually using the Engineering-News Record Construction Cost Index (CCI) for Seattle (Resolution 40-2007). The CCI increase is 2.5%. Based on Oregon State Statute (ORS 223.304), the charges are broken down into three components; (1) reimbursement (to recover existing facility capacity available for growth), (2) improvement (to recover planned capacity improvements for growth), and (3) administration (to recover direct costs).

### Water System Development Charge

FY 2021 FEE				
<u>Meter Size</u>	<u>Reimbursement</u>	<u>Improvement</u>	<u>Administration</u>	<u>TOTAL</u>
¾" x ¾"	\$ 1,036.00	\$ 860.00	\$ 145.00	\$ 2,041.00
1"	\$ 1,727.00	\$ 1,437.00	\$ 243.00	\$ 3,407.00
1.5"	\$ 3,455.00	\$ 2,869.00	\$ 484.00	\$ 6,808.00
2"	\$ 5,525.00	\$ 4,594.00	\$ 776.00	\$ 10,895.00
3"	\$ 11,050.00	\$ 9,185.00	\$ 1,549.00	\$ 21,784.00
4"	\$ 17,267.00	\$ 14,352.00	\$ 2,421.00	\$ 34,040.00
6"	\$ 34,532.00	\$ 28,707.00	\$ 4,844.00	\$ 68,083.00
8"	\$ 55,253.00	\$ 45,931.00	\$ 7,749.00	\$ 108,933.00
10"	\$ 79,425.00	\$ 66,025.00	\$ 11,140.00	\$ 156,590.00
12"	\$ 155,399.00	\$ 129,182.00	\$ 21,794.00	\$ 306,375.00
FY 2022 FEE				
<u>Meter Size</u>	<u>Reimbursement</u>	<u>Improvement</u>	<u>Administration</u>	<u>TOTAL</u>
¾" x ¾"	\$ 1,066.00	\$ 885.00	\$ 149.00	\$ 2,100.00
1"	\$ 1,777.00	\$ 1,479.00	\$ 250.00	\$ 3,506.00
1.5"	\$ 3,556.00	\$ 2,952.00	\$ 498.00	\$ 7,006.00
2"	\$ 5,686.00	\$ 4,728.00	\$ 799.00	\$ 11,213.00
3"	\$ 11,372.00	\$ 9,452.00	\$ 1,594.00	\$ 22,418.00
4"	\$ 17,769.00	\$ 14,770.00	\$ 2,491.00	\$ 35,030.00
6"	\$ 35,537.00	\$ 29,542.00	\$ 4,985.00	\$ 70,064.00
8"	\$ 56,861.00	\$ 47,268.00	\$ 7,974.00	\$ 112,103.00
10"	\$ 81,736.00	\$ 67,946.00	\$ 11,464.00	\$ 161,146.00
12"	\$ 159,921.00	\$ 132,941.00	\$ 22,428.00	\$ 315,290.00

### Wastewater System Development Charge

A wastewater unit is equal to 16 fixture units derived from Table 7-3 of the Oregon Plumbing Specialty Code. Each residential dwelling unit is 1 wastewater unit. Accessory Dwelling Units (ADUs) and duplex units are assumed to have a lesser impact and will be charged at 65% of the EDU rate. Multi-family over two units and all other development will be charged based on actual number of plumbing fixture units.

FY 2021 Fee				
Wastewater SDC	Reimbursement	Improvement	Administration	Total
Single-Family Dwelling	\$ 455.00	\$ 778.00	\$ -	\$ 1,233.00
Duplex, ADU (per dwelling)	\$ 296.00	\$ 505.00	\$ -	\$ 801.00
Other (per EDU)	\$ 455.00	\$ 778.00	\$ -	\$ 1,233.00
FY 2022 Fee				
Wastewater SDC	Reimbursement	Improvement	Administration	Total
Single-Family Dwelling	\$ 468.00	\$ 801.00	\$ -	\$ 1,269.00
Duplex, ADU (per dwelling)	\$ 305.00	\$ 520.00	\$ -	\$ 825.00
Other (per EDU)	\$ 468.00	\$ 801.00	\$ -	\$ 1,269.00

### Stormwater System Development Charge

Stormwater unit is equal to 2,706 square feet of impervious surface on the property. Each single-family residential property is 1 Stormwater unit.

FY 2021 Fee				
Stormwater SDC	Reimbursement	Improvement	Administration	Total
Single-family Property (lot)	\$ -	\$ 965.00	\$ -	\$ 965.00
All Other (per DRU)	\$ -	\$ 965.00	\$ -	\$ 965.00
FY 2022 Fee				
Stormwater SDC	Reimbursement	Improvement	Administration	Total
Single-family Property (lot)	\$ -	\$ 993.00	\$ -	\$ 993.00
All Other (per DRU)	\$ -	\$ 993.00	\$ -	\$ 993.00

### Transportation System Development Charge

Trip generation rates for each land use type are derived from the Institute of Transportation (ITE) report Trip Generation (10th Edition, 2017). Trip rates are expressed as vehicle trips entering and leaving a property during the p.m. peak travel period.

FY 2021 Fee				
Transportation SDC	Reimbursement	Improvement	Administration	Total
Single-family dwelling (per unit)	\$ 105.00	\$ 2,089.00	\$ -	\$ 2,194.00
ADU and duplex (per unit)	\$ 68.00	\$ 1,358.00	\$ -	\$ 1,426.00
All other (per trip)	\$ 105.00	\$ 2,089.00	\$ -	\$ 2,194.00
FY 2022 Fee				
Transportation SDC	Reimbursement	Improvement	Administration	Total
Single-family dwelling (per unit)	\$ 108.00	\$ 2,150.00	\$ -	\$ 2,258.00
ADU and duplex (per unit)	\$ 70.00	\$ 1,398.00	\$ -	\$ 1,468.00
All other (per trip)	\$ 108.00	\$ 2,150.00	\$ -	\$ 2,258.00

**Parks and Recreation System Development Charge**

This charge is set by the North Clackamas Parks and Recreation District. Rates herein are updated as changes are adopted by their governing board. Accessory Dwelling Units (ADUs) are charged half the rate of Single-Family. Visit [www.ncprd.com/sdcs](http://www.ncprd.com/sdcs) for information on Parks SDC's, including calculation of employees.

<b><u>System Development Charge</u></b>	<b>FY 2021 Fee</b>	<b>FY 2022 Fee</b>
Single-Family Residential (fee per dwelling unit)	\$ 3,985.00	\$ 3,985.00
Multifamily Residential (fee per dwelling unit)	\$ 3,608.00	\$ 3,608.00
Nonresidential (fee per employee)	\$ 60.00	\$ 60.00

**School Construction Excise Tax**

This charge is set by the North Clackamas School District. Rates herein are updated as changes are adopted by their governing board.

<b><u>School Construction Excise Tax</u></b>	<b>FY 2021 Fee</b>	<b>FY 2022 Fee</b>
Residential (fee per sq. ft.)	\$ 1.35	\$ 1.39
Commercial <sup>1</sup> (fee per sq. ft.)	\$ 0.67	\$ 0.69

**Metro Construction Excise Tax**

This charge is set by Metro. Rates herein are updated as changes are approved by their governing board.

Permits for construction projects valued at \$100,000 or less will be exempted from this tax as well as permits for development of affordable housing units and permits issued to 501(c)(3) nonprofit organizations for other projects aimed at serving low-income populations. Permits for construction valued at more than \$10 million will be assessed a flat \$12,000 fee (0.12 percent of \$10 million).

<b><u>Metro Construction Excise Tax</u></b>	<b>FY 2021 Fee</b>	<b>FY 2022 Fee</b>
Metro Construction Excise Tax (fee per \$100.00 of permit value)	\$ 0.12	\$ 0.12

<sup>1</sup> Total commercial fee capped at \$32,600 per project. Private schools, public improvements, low-income (HUD) housing, hospitals, religious facilities, and agricultural buildings are exempt. Construction under 1,000 sq. ft. is exempt.

**Bancroft Financing for Commercial System Development Charges**

Bancroft Financing provides the opportunity for property owners of single family, multi-family, not-for-profit, public organizations, and commercial properties, to finance system development charge(s) over a ten year period, or less at the desire of the property owner, subject to the following interest rate (Ordinance 2108, adopted November 17, 2015):

<b><u>Commercial System Development Charges</u></b>	<b>FY 2021 FEE</b>	<b>FY 2022 FEE</b>
Bank Prime Rate	Subject to change as published by the Federal Reserve System <sup>1</sup>	Subject to change as published by the Federal Reserve System <sup>1</sup>
Administration	2.00%	2.00%
Total	Current prime rate plus Administration	Current prime rate plus Administration

**Construction Excise Tax for Affordable Housing (CET-AH)**

Construction Excise Tax for affordable housing will be assessed at 1 percent (1%) of permit value. Permits for construction projects valued at \$100,000 or less will be exempted from this tax as well as permits for development of affordable housing units at or below 80% Median Family Income (MFI), public Improvements under public contracting code, schools, hospitals, places of worship, agriculture, non-profit care, affordable for-sale single family housing—at or below 80 percent MFI, and Accessory Dwelling Units for 5 years from time of adoption. (Ordinance 2154, adopted November 21, 2017)

<sup>1</sup> The bank prime rate established by the Federal Reserve is updated periodically as determined by the Federal Reserve Board. The current bank prime rate can be found on the Federal Reserve website under "bank prime loan".

### 13. UTILITIES

The City of Milwaukie provides water, wastewater, stormwater, and street maintenance service to residents. These services are billed monthly at the following rates<sup>1</sup>:

<b>Water</b>	<b>FY 2021 Fee</b>	<b>FY 2022 Fee</b>
<b>Water Volume Charge (per CCF of consumption)</b>		
0-3 Units (residential only)	\$ 3.94	\$ 4.04
4 or more units (residential) or all multi-family/commercial	\$ 4.07	\$ 4.17
<b>Low Use Discount</b>		
Single Family Residential low use discount (3 or less CCF per month)	\$ (5.00)	\$ (5.00)
<b>Residential &amp; Commercial Meters - Fixed Charge<sup>2</sup></b>		
<b>Meter Size</b>	<b>FY 2021 Fee</b>	<b>FY 2022 Fee</b>
5/8" - 3/4"	\$ 8.69	\$ 8.91
1"	\$ 12.14	\$ 12.44
1 1/2"	\$ 19.56	\$ 20.05
2"	\$ 30.39	\$ 31.15
3"	\$ 74.93	\$ 76.80
4"	\$ 128.80	\$ 132.02
6"	\$ 190.02	\$ 194.77
<b>Standby Service for Fire Flow Purposes - Fixed Charge</b>		
<b>Meter Size</b>	<b>FY 2021 Fee</b>	<b>FY 2022 Fee</b>
2"	\$ 12.95	\$ 13.28
4"	\$ 46.64	\$ 47.81
6"	\$ 67.92	\$ 69.61
8"	\$ 92.18	\$ 94.48
10"	\$ 116.46	\$ 119.37
12"	\$ 140.74	\$ 144.26

<sup>1</sup> The Citizens Utility Advisory Board reviews the existing rate structure and capital improvement plan to advise City Council on utility rates.

<sup>2</sup> Customers participating in the City's Low-Income Utility Assistance program are exempt from the monthly fixed charge.

## Utilities Continued

## Wastewater

Account Type	FY 2021 Fees		
	Treatment (per EDU)	Billing and Administration (per account)	Volume <sup>1</sup> (per CCF of water consumption)
Residential	\$ 31.91	\$ 4.67	\$ 3.71
Low Income	\$ 15.96	\$ 2.34	\$ 1.86
Multi-family/Commercial - 3/4"	\$ 31.91/\$ 69.35	\$ 9.35	\$ 3.71
Multi-family/Commercial - 1"	\$ 31.91/\$ 69.35	\$ 11.32	\$ 3.71
Multi-family/Commercial - 1 1/2"	\$ 31.91/\$ 69.35	\$ 12.73	\$ 3.71
Multi-family/Commercial - 2"	\$ 31.91/\$ 69.35	\$ 14.15	\$ 3.71
Multi-family/Commercial - 3"	\$ 31.91/\$ 69.35	\$ 16.97	\$ 3.71
Multi-family/Commercial - 4"	\$ 31.91/\$ 69.35	\$ 19.80	\$ 3.71
Multi-family/Commercial - 6"	\$ 31.91/\$ 69.35	\$ 25.47	\$ 3.71

Account Type	FY 2022 Fees		
	Treatment (per EDU)	Billing and Administration (per account)	Volume <sup>1</sup> (per CCF of water consumption)
Residential	\$ 32.71	\$ 4.79	\$ 3.80
Low Income	\$ 16.36	\$ 2.40	\$ 1.90
Multi-family/Commercial - 3/4" <sup>2</sup>	\$ 32.70/\$ 71.08	\$ 9.58	\$ 3.80
Multi-family/Commercial - 1"	\$ 32.70/\$ 71.08	\$ 11.60	\$ 3.80
Multi-family/Commercial - 1 1/2"	\$ 32.70/\$ 71.08	\$ 13.05	\$ 3.80
Multi-family/Commercial - 2"	\$ 32.70/\$ 71.08	\$ 14.50	\$ 3.80
Multi-family/Commercial - 3"	\$ 32.70/\$ 71.08	\$ 17.40	\$ 3.80
Multi-family/Commercial - 4"	\$ 32.70/\$ 71.08	\$ 20.30	\$ 3.80
Multi-family/Commercial - 6"	\$ 32.70/\$ 71.08	\$ 26.11	\$ 3.80

## Stormwater

FY 2021 FEE			
Account Type	Single Family Residential	Low Income	Commercial (per 2,706 sq.ft. of impervious area)
Stormwater	\$ 29.47	\$ 14.73	\$ 29.47
FY 2022 FEE			
Account Type	Single Family Residential	Low Income	Commercial (per 2,706 sq.ft. of impervious area)
Stormwater	\$ 30.20	\$ 15.10	\$ 30.20

<sup>1</sup> Residential wastewater volume charges are determined by the average monthly water usage from November to February (winter average). The winter average is adjusted annually on March 31st.

<sup>2</sup> Based upon water meter size. Multi-family EDU is billed per unit. A Commercial EDU is equivalent to 10 CCF of usage.

## Utilities Continued

## Transportation - Street Maintenance &amp; SAFE Rates for All Categories

Account Type	FY 2021 Fees SSMP	FY 2022 Fees SSMP
Single Family Residential	\$ 5.07	\$ 5.25
Low Income	Exempt	
Commercial per daily trip generated <sup>1,2</sup>	\$ 0.52	\$ 0.54
Multi-Family Residential (per unit)	\$ 4.18	\$ 4.33
Elderly Housing/Mobile Homes (per unit)	\$ 2.09	\$ 2.16
Congregate Care (per unit)	\$ 1.04	\$ 1.08

Account Type	FY 2021 Fees SAFE	FY 2022 Fees SAFE
Single Family Residential	\$ 5.64	\$ 5.84
Low Income	Exempt	
Commercial per daily trip generated <sup>1,2</sup>	\$ 0.56	\$ 0.58
Multi-Family Residential (per unit)	\$ 4.52	\$ 4.68
Elderly Housing/Mobile Homes (per unit)	\$ 2.26	\$ 2.34
Congregate Care (per unit)	\$ 1.13	\$ 1.17

<sup>1</sup> Cost per commercial accounts are determined by type of use. Visit [www.milwaukieoregon.gov/commercialfee](http://www.milwaukieoregon.gov/commercialfee) for a detailed breakdown.

<sup>2</sup> Commercial daily trip generated is calculated based on type of use and building square feet. Some uses have monthly caps that are adjusted annually for CPI published by the Bureau of Labor Statistics. Current maximums are \$319.13 for the SSMP and \$419.42 for the SAFE programs as applicable. Visit [www.milwaukieoregon.gov/commercialfee](http://www.milwaukieoregon.gov/commercialfee) for more information.

## Other Charges

	FY 2021 FEE	FY 2022 FEE
<b>Water</b>		
Connect Service 5/8" or 3/4" Residential Service	\$897 short side / \$972 long side	\$897 short side / \$972 long side
Connect Service 1"	\$1,237 Short Side / \$1,312 Long Side	\$1,237 Short Side / \$1,312 Long Side
Connect Service 1 1/2"	\$2,102 Short side / \$2,200 Long Side	\$2,102 Short side / \$2,200 Long Side
Connect Service 2"	\$3,630 Short Side / \$3,630 Long Side	\$3,630 Short Side / \$3,630 Long Side
3/4" Meter Equipment	\$ 250.00	\$ 250.00
1" Meter Equipment	\$ 370.00	\$ 370.00
1 1/2" Meter Equipment	\$ 610.00	\$ 610.00
2" Meter Equipment	\$ 740.00	\$ 740.00
Hydrant Meter Deposit (refundable less water usage)	\$ 2,250.00	\$ 2,250.00
Hydrant Meter Usage Fee per CFF	\$ 7.50	\$ 7.69
<b>Sewer Connection</b>		
	<b>FY 2021 Fee (per EDU)<sup>3</sup></b>	<b>FY 2022 Fee (per EDU)<sup>3</sup></b>
A fee charged to the City by Clackamas County and collected to recover invoiced costs for each new connection to the public sanitary sewer system.	\$ 8,005.00	\$ 8,005.00
A fee charged to the City by City of Portland and collected to recover invoiced costs for each new connection to the public sanitary sewer system.	\$ 6,917.00	\$ 6,967.00

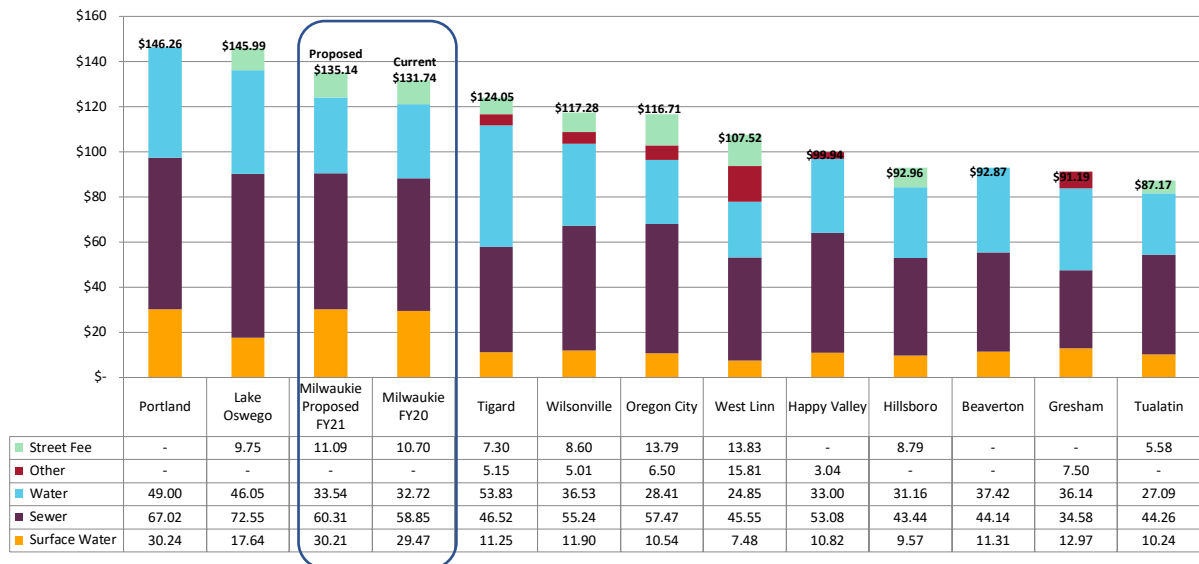
<b>Miscellaneous</b>	<b>FY 2021 Fee</b>	<b>FY 2022 Fee</b>
Delinquent Account – Past Due Notice	\$ 8.00	\$ 8.00
Delinquent Account – Notice of Termination	\$ 15.00	\$ 15.00
Shut-off/Turn-on	\$ 35.00	\$ 35.00
After-hours Restoration of Service <sup>4</sup>	\$ 110.00	\$ 110.00
Reimbursement District Fee	To be determined by the scope of project	

<sup>3</sup> An EDU or "equivalent dwelling unit" is a unit of measurement of sewer usage that is assumed to be equivalent to the usage of an average dwelling unit.

<sup>4</sup> After hours service is Monday-Friday 3:00-8:00 p.m.; Saturday and Sunday 8:00 a.m.-8:00 p.m.

# Comparison Graph – Single Family Residential

FY 2021



These graphs compare the average utility bills for the neighboring cities surrounding Milwaukie. As some cities bill monthly, some bill every two months, and some bill every three months, these amounts are converted to average monthly amounts so they are comparable to Milwaukie. Also, cities increase different rates at different times during the year; therefore, this graph is simply a picture in time reflecting the rates at the time that the survey was conducted. And finally, cities have different average water consumption amounts per household. For comparison, these rates are computed using an average 6ccfs of water used per month to be comparable to Milwaukie's overall average. Below are Milwaukie's calculations:

	July 1, 2019			July 1, 2020			July 1, 2021		
	increased	avg. bill		increased	avg. bill		increased	avg. bill	
<b>Water Service Fee</b>									
Base	0.00%	-	\$ 8.69	0.00%	-	\$ 8.69	2.50%	0.22 \$ 8.91	
Plus per 6ccf	1.65%	0.39	24.03	0.00%	-	24.03	2.50%	0.60 24.63	
Avg water per house (6ccfs)			32.72			32.72		33.54	
<b>Sewer Service Fee</b>									
Base fee	0.0%	-	31.13	2.5%	0.78	31.91	2.5%	0.80 32.71	
Plus per 6ccf	-1.9%	-	26.28	2.5%	0.66	26.94	2.5%	0.67 27.60	
Avg sewer per house			57.41			58.85		60.31	
<b>Storm Water Management Fee</b>	14.0%	3.53	28.75	2.5%	0.72	29.47	2.5%	0.74 30.21	
<b>Street Maintenance Fee</b>									
SSMP	0.83%	0.04	4.89	3.59%	0.18	5.07	3.59%	0.18 5.25	
SAFE	0.83%	0.04	5.44	3.59%	0.20	5.64	3.59%	0.20 5.84	
Avg street per house			10.33			10.70		11.09	
<b>Average bill per residence</b>	3.18%	\$ 4.00	\$ 129.21	1.95%	\$ 2.52	\$ 131.74	2.58%	\$ 3.40 \$ 135.14	

## 14. RIGHT-OF-WAY UTILITY LICENSE

The following fees apply to anyone using the City's Rights-of-way (ROW) in accordance with Resolution 3-2019.

<b>Right-of-way licenses:</b>	<b>FY 2021 FEE</b>	<b>FY 2022 FEE</b>
ROW application	\$ 50.00	\$ 50.00
ROW License (5 year)	\$ 250.00	\$ 250.00
Electric & Natural gas utility providers	5% of gross revenue	5% of gross revenue
Communications (other than Small Cell Wireless)	7% of gross revenue	7% of gross revenue
Cable Systems (franchise required)	5% of gross revenue	5% of gross revenue
Use of the City's ROW for any purpose other than generating revenue <sup>1</sup>	\$4.14 per linear foot or \$5,463.64 per year, whichever is greater	\$4.26 per linear foot or \$5,627.55 per year, whichever is greater
Attachments to facilities within the City's ROW other than Small Cell Wireless <sup>1</sup>	\$5,463.64 per attachment	\$5,463.64 per attachment
Small Cell Wireless Attachment	\$270.00 per attachment	\$270.00 per attachment
Small Cell Wireless ROW licensing and application fee	\$500+\$100 per site over 5 sites	\$500+\$100 per site over 5 sites

<sup>1</sup> This fee will increase 3% annually on July 1 of each year beginning July 1, 2020.

## 15. VIOLATIONS OF THE MUNICIPAL CODE

Violation of the Milwaukie Municipal Code may result in the following fees or penalties. Each day that a violation exists is a separate offense.

<b>General Code Violations</b>		<b>FY 2021 FEE</b>	<b>FY 2022 FEE</b>
General penalty (applies to any Municipal Code violation where no other penalty is specified) <sup>1</sup>		\$150- \$500	\$150- \$500
Third or subsequent violation (applies to any Municipal Code violation) <sup>1</sup>	Maximum	\$ 1,000.00	\$ 1,000.00
Nuisance violation <sup>2</sup>		\$ 500.00	\$ 500.00
Shopping cart retrieval programmatic violation <sup>3</sup>		\$ 500.00	\$ 500.00
Noise control violation <sup>4</sup>		\$ 500.00	\$ 500.00
Adult business code violation <sup>5</sup>		\$ 500.00	\$ 500.00
Public urination or defecation <sup>6</sup>	Up to	\$ 750.00	\$ 750.00
Curfew violation <sup>7</sup>	Up to	\$ 300.00	\$ 300.00
Failure to retrieve shopping cart within 72 hours <sup>8</sup>		\$ 50.00	\$ 50.00
Solid waste regulation/un-franchised violation <sup>9</sup>	Up to	\$ 500.00	\$ 500.00
Abatement <sup>10</sup> (applies to any Municipal Code violation citation) <sup>11</sup>		\$ 50.00	\$ 50.00
<b>Building Penalties</b>		<b>FY 2021 FEE</b>	<b>FY 2022 FEE</b>
Violation of vacant building standards <sup>12</sup>	Up to	\$ 300.00	\$ 300.00
Interference with fire control device <sup>13</sup>	Up to	\$ 750.00	\$ 750.00
Swimming pool barrier violation <sup>14, 18</sup>	Up to/per week	\$ 100.00	\$ 100.00
Building relocation violation <sup>15</sup>	Not less than	\$ 1,000.00	\$ 1,000.00
Failure to comply with stop work order <sup>16</sup>	Up to	\$ 1,000.00	\$ 1,000.00
Any violation of Title 15 for which a specific penalty has not been expressly provided <sup>17</sup>	Up to	\$ 1,000.00	\$ 1,000.00

<sup>1</sup> Ord. #1935, adopted 2004, Ord. #1758, adopted 1994, and Ord. #1591, adopted 1986.

<sup>2</sup> Ord. #1503, adopted 1981, and Ord. #1028, adopted 1964.

<sup>3</sup> Ord. #1980, adopted 2008.

<sup>4</sup> Ord. #1528, adopted 1982.

<sup>5</sup> Ord. #1533, adopted 1982.

<sup>6</sup> Ord. #1953, adopted 2005.

<sup>7</sup> Ord. #1503, adopted 1981, and Ord. #995, adopted 1963.

<sup>8</sup> Ord. #1980, adopted 2008.

<sup>9</sup> Ord. #1955, adopted 2005, Ord. #2092 adopted 2015.

<sup>10</sup> All violations of the Municipal Code are additionally subject to the Code Enforcement abatement fee, additional state and county assessments and the general penalty for third or subsequent violations.

<sup>11</sup> Ord. #1998, adopted 2009, Ord. #1758, adopted 1994, and Ord. #1659, adopted 1989.

<sup>12</sup> Ord. #1464, adopted 1980.

<sup>13</sup> Ord. #1515, adopted 1982.

<sup>14</sup> Ord. #1430, adopted 1979.

<sup>15</sup> Ord. #1952, adopted 2005.

<sup>16</sup> Ord. #1881, adopted 2000.

<sup>17</sup> Ord. #2011, adopted 2010.

<sup>18</sup> Each week that this violation exists is a separate offense.

**Violations of the Municipal Code Continued**

<b>Motor Vehicle Fuel Tax Penalties<sup>1</sup></b>	<b>FY 2021 FEE</b>	<b>FY 2022 FEE</b>
Failure to secure motor vehicle fuel sales permit	200% Penalty on tax owed and \$250.00	200% Penalty on tax owed and \$250.00
Failure to file monthly motor vehicle fuel sales report	10% penalty on tax owed and \$50.00	10% penalty on tax owed and \$50.00
Late payment of motor vehicle fuel sales tax (depending upon length of delinquency)	1% or 10% of tax	1% or 10% of tax

<b>Specialty Code Penalties:</b>		<b>FY 2021 FEE</b>	<b>FY 2022 FEE</b>
Violation of various Specialty Codes: building, plumbing, mechanical, and electrical <sup>2</sup>	Up to/per week	\$ 1,000.00	\$ 1,000.00
	Maximum	\$ 5,000.00	\$ 5,000.00
Appeal of Specialty Code violation <sup>3</sup>		\$ 250.00	\$ 250.00

<sup>1</sup> Ord. #1970, adopted 2007.

<sup>2</sup> Ord. #1814, adopted 1997, and Ord. #2011, adopted 2010.

<sup>3</sup> Ord. #2011, adopted 2010.

## Violations of the Municipal Code Continued

<b>Engineering Penalties:</b>		<b>FY 2021 FEE</b>	<b>FY 2022 FEE</b>
Violation of capital improvement regulations <sup>1</sup>	Up to	\$ 500.00	\$ 500.00
Basketball hoop regulation violation <sup>2</sup>	Up to	\$ 250.00	\$ 250.00
Vegetation too low in the right-of-way <sup>3</sup>	Up to	\$ 100.00	\$ 100.00
Clear vision violation <sup>4</sup>	Up to	\$ 250.00	\$ 250.00
Failure to repair sidewalk <sup>5</sup>	Up to	\$ 250.00	\$ 250.00
Sidewalk bench violation <sup>6</sup>	Up to	\$ 100.00	\$ 100.00
Failure to remove street bench after permit termination <sup>7</sup>		\$ 25.00	\$ 25.00
Flood hazard violation <sup>8</sup>	Up to	\$ 1,000.00	\$ 1,000.00
Access management violation <sup>9</sup>	Up to	\$ 250.00	\$ 250.00
Right-of-way encroachment <sup>10</sup>	Up to	\$ 250.00	\$ 250.00
Erosion control violation <sup>11</sup>	Up to	\$ 300.00	\$ 300.00
Unpermitted tree cutting in the public right-of-way <sup>12</sup>		\$ 1,000.00	\$ 1,000.00

<sup>1</sup> Ord. #1707, adopted 1991.

<sup>2</sup> Ord. #1503, adopted 1981, and Ord. #1405, adopted 1978.

<sup>3</sup> Ord. #1999, adopted 2009.

<sup>4</sup> Ord. #1679, adopted 1990.

<sup>5</sup> Ord. #1697, adopted 1991.

<sup>6</sup> Ord. #1503, adopted 1981, and Ord. #1289, adopted 1974.

<sup>7</sup> Ord. #1289, adopted 1974.

<sup>8</sup> Ord. #1983, adopted 2008, and Ord. #1899, adopted 2002.

<sup>9</sup> Ord. #2004 adopted 2009.

<sup>10</sup> Ord. #2004 adopted 2009, and Ord. #1866 adopted 2000.

<sup>11</sup> Ord. #1899 adopted 2002.

<sup>12</sup> (Title 16) Ord. #1836, adopted 1998.

## Violations of the Municipal Code Continued

<b>Police Penalties:</b>		<b>FY 2021 FEE</b>	<b>FY 2022 FEE</b>
Weapon discharge violation <sup>1</sup>	Up to	\$ 750.00	\$ 750.00
Public consumption of alcohol <sup>2</sup>	Up to	\$ 250.00	\$ 250.00
Failure to pay Fire and Emergency Services Fee <sup>3</sup>	Up to	\$ 300.00	\$ 300.00
Security Alarm Violation <sup>4</sup>	Maximum	\$ 500.00	\$ 500.00
Traffic violation penalty <sup>5</sup>	At least 50% of maximum under Oregon Statute		
<b>Planning Penalties:</b>		<b>FY 2021 FEE</b>	<b>FY 2022 FEE</b>
Violation of Sign Ordinance <sup>6</sup>	Up to	\$ 100.00	\$ 100.00
Violation of Land Division Ordinance <sup>7</sup>		\$ 200.00	\$ 200.00
Violation of Zoning Ordinance <sup>8</sup>	Up to	\$ 200.00	\$ 200.00
<b>Utility Penalties:</b>		<b>FY 2021 FEE</b>	<b>FY 2022 FEE</b>
Low income utility rate violation <sup>9</sup>	Up to	\$ 200.00	\$ 200.00
Water, wastewater, or storm system regulation violation <sup>10</sup>		\$25 - \$500	\$25 - \$500
Sewer violation <sup>11</sup>	Maximum	\$ 500.00	\$ 500.00
Fats, oils, and grease violation <sup>12</sup>	Maximum	\$ 500.00	\$ 500.00
<b>Business Registration Penalties:</b>		<b>FY 2021 FEE</b>	<b>FY 2022 FEE</b>
Violation of business registration requirements <sup>13</sup>	Up to	\$ 200.00	\$ 200.00
Violation of "Milwaukie Junk Dealers, Secondhand Dealers, Pawnbrokers and Transient Merchants Ordinance" <sup>14</sup>	Up to	\$ 300.00	\$ 300.00

<sup>1</sup> Ord. #1515, adopted 1982.<sup>2</sup> Ord. #1746, adopted 1993.<sup>3</sup> Ord. #1767, adopted 1994, and Ord. #1764, adopted 1994.<sup>4</sup> Ord. #1568, adopted 1984.<sup>5</sup> Ord. #1922, adopted 2003.<sup>6</sup> Ord. #1965, adopted 2006, and Ord. #1733, adopted 1993.<sup>7</sup> Ord. #1907, adopted 2002.<sup>8</sup> Ord. #2025, adopted 2011.<sup>9</sup> Ord. #1424, adopted 1979.<sup>10</sup> Ord. #1418, adopted 1978, Ord. #1548, adopted 1986 and Ord. #1755, adopted 1994.<sup>11</sup> Ord. #1548, adopted 1983.<sup>12</sup> Ord. #1990, adopted 2008, Ord. #1985, adopted 2008, and Ord. #1972, adopted 2007.<sup>13</sup> Ord. #1863, adopted 1999, and Ord. #1349, adopted 1976.<sup>14</sup> Ord. #1552, adopted 1983.



**City of Milwaukie  
10722 SE Main St  
Milwaukie, OR 97222**

**503-786-7555**

<http://www.milwaukieoregon.gov/finance>