

**COUNCIL RESOLUTION No. 45-2019**

**A RESOLUTION OF THE CITY COUNCIL OF THE CITY OF MILWAUKIE, OREGON, REVISING FEES AND CHARGES AND UPDATING THE MASTER FEE SCHEDULE FOR FISCAL YEAR 2020.**

**WHEREAS**, it is the policy and practice of the city to require the discernment and recovery of certain city costs from fees and charges levied in providing various services, products, and regulations; and

**WHEREAS**, the city manager shall periodically cause a review of city fees and charges to recover city costs in providing services, products, and regulations, and recommend adjustments to the Council; and

**WHEREAS**, Milwaukie advisory boards, commissions, and committees periodically recommend adjustments to the fees and charges levied in providing services, products, and regulations; and

**WHEREAS**, the city manager has caused a review of all city fees and charges, has received guidance from advisory boards, commissions, committees, and city staff, and has determined the cost of such fees and charges.


**Now, Therefore, be it Resolved that:**

SECTION 1. The City of Milwaukie "Fees" document included as Attachment A to this Resolution is hereby adopted.

SECTION 2. This Resolution supersedes previously adopted fee resolutions.

Introduced and adopted by the City Council on **June 4, 2019**.

This resolution is effective on **July 1, 2019**.


  
\_\_\_\_\_  
Mark F. Gamba, Mayor

ATTEST:

APPROVED AS TO FORM:

  
\_\_\_\_\_  
Scott S. Stauffer, City Recorder

  
\_\_\_\_\_  
Justin D. Gericke, City Attorney



# CITY OF MILWAUKIE

## MASTER FEE SCHEDULE

FY 2020





## City of Milwaukie, Oregon

---

The City of Milwaukie provides a full range of municipal services to the community, including police protection, traffic control and improvement, street maintenance and improvement, water, wastewater, and surface water management services, planning and zoning regulation, building inspection and regulation, and community library services. This Master Fee Schedule consolidates all City fees and charges adopted by City Council resolution for the various services that the City provides. Typically, it is updated annually and reflects all fee resolutions passed by Council during the year.

## Fee Variance and Waiver Statement

---

Based upon an unusual circumstance or event, past practices, demonstrated hardship, or public benefit, the City Manager is authorized to waive or decrease a fee(s) or charge(s) in a matter or establish a fee not yet authorized in this schedule. When a new fee is established by the City Manager it shall be incorporated into this document, and it shall be included and specified during the next update to this document.

A waiver or reduction request must be in writing and communicated to Council to allow opportunity for comment. If the City Manager or their designee agrees to said waiver or reduction, he/she shall inform the City Council, in writing, of the request and his/her decision, except in minor matters (defined as waivers or reductions valued at \$1,000 or less).

## Effective Dates and Resolutions

---

The FY 2020 Master Fee Schedule fees are effective as of July 1, 2019 with the adoption of Resolution #Rxx-xxxx, adopted by City Council on June X, 2019, unless otherwise noted.

## Table of Contents

---

<b>1. ADMINISTRATION</b>	<b>1</b>
<b>2. BUILDING</b>	<b>2</b>
<b>3. BUSINESS REGISTRATION</b>	<b>9</b>
<b>4. DOWNTOWN PARKING</b>	<b>10</b>
<b>5. ENGINEERING</b>	<b>12</b>
<b>6. FEES IN LIEU OF CONSTRUCTION (FILOC)</b>	<b>15</b>
<b>7. LIBRARY</b>	<b>16</b>
<b>8. MISCELLANEOUS</b>	<b>17</b>
<b>9. MUNICIPAL COURT</b>	<b>18</b>
<b>10. PLANNING</b>	<b>20</b>
<b>11. POLICE</b>	<b>24</b>
<b>12. SYSTEMS DEVELOPMENT CHARGES &amp; CONSTRUCTION EXCISE TAXES</b>	<b>25</b>
<b>13. UTILITIES</b>	<b>28</b>
<b>14. RIGHTS-OF-WAY UTILITY LICENSE</b>	<b>33</b>
<b>15. VIOLATIONS OF THE MUNICIPAL CODE</b>	<b>34</b>

**1. ADMINISTRATION**

**a. Billable Hourly Rates**

The City employee billable hourly rate shall be calculated as 2.5 times step 4 of the employee's job classification, to the nearest \$5 increment, unless otherwise specified. The classification schedule can be found on the City of Milwaukie website under Human Resources.

This calculation shall be used to recover costs for those services billed on an hourly basis, including, but not limited to professional services such as planning, engineering, public works, utility, financial, legal, and police services. The use of a multiplier of 2.5 is intended to recover all overhead, training, benefits, and other costs associated with a City employee's time. Any work performed during overtime hours shall be billed as the calculated hourly rate multiplied by 125 percent. The City Manager and/or department directors are authorized to adjust calculated billings to reflect the impact of unusual circumstances or situations.

**2. BUILDING**

Building fees include structural, mechanical, plumbing, and electrical charges. Fees are applicable to residential, commercial, and industrial properties unless otherwise specified.

**a. Structural Permits<sup>1</sup>**

Valuation shall be calculated in accordance with OAR 918-050-0100 (Residential/Commercial/Industrial):

Permit	Base Fee	Plus each additional \$1,000 over Base Value
\$1 to \$5,000	\$ 135.95	\$ -
\$5,001 to \$25,000	\$ 135.95	\$ 14.05
\$25,001 to \$50,000	\$ 416.95	\$ 10.43
\$50,001 to \$100,000	\$ 677.70	\$ 7.03
Over \$100,000	\$ 1,029.20	\$ 5.94
Minimum permit fee	\$ 135.95	\$ -

**Permit Fee Table for New Single-Family Houses & New Accessory Dwelling Units Only:**

\$1 to \$5,000	\$ 135.95	\$ -
\$5,001 to \$25,000	\$ 135.95	\$ 9.83
\$25,001 to \$50,000	\$ 332.55	\$ 7.31
\$50,001 to \$100,000	\$ 515.30	\$ 4.92
\$100,001 to \$170,000	\$ 761.30	\$ 4.15
Over \$170,000	\$ 1,504.40	\$ 5.94
Minimum permit fee	\$ 135.95	\$ -

**Stand-alone Fire Suppression Systems** (requires a backflow device when connected to potable water installed by licensed plumbing contractor or person exempt from licensing):

0 sq. ft. to 2,000 sq. ft.	\$ 150.17
2,001 sq. ft. to 3,600 sq. ft.	\$ 225.51
3,600 sq. ft. to 7,200 sq. ft.	\$ 281.90
7,201 sq. ft. and greater	\$ 524.84

**Fire and Life Safety Plan Review Fee** (commercial only) 50% of the structural permit fee

**Essential Facilities Hazard Report Review** (commercial only) 1% of the structural & mechanical fees

**Initial Structural Plan Review Fees** 75% of the permit fee

**Third Party Plan Review Fee**  
(for transfer of plan review to a third party) 10% of the permit fee (\$65 minimum)

<sup>1</sup> Permit fees are calculated based on the total valuation and square footage of the improvements.

**b. Mechanical Permits****Residential:**

Fees per current Mechanical Permit Application:

<b>Minimum Permit Fee</b>	\$ 141.30
<b>HVAC – for the installation of:</b>	
<b>Air handling unit including ducts:</b>	
Up to 10,000 cfm	\$ 26.09
Over 10,000 cfm	\$ 29.37
Air conditioning/heat pump (site plan required)	\$ 45.68
Alteration of existing HVAC system	\$ 21.22
Mini split system	\$ 21.22
<b>Furnace install/relocate/replace including ductwork and vent:</b>	
Up to 100,000 BTU/H	\$ 21.22
Over 100,000 BTU/H	\$ 25.02
Vent for other than furnace	\$ 21.22
Hydronic Piping System	\$ 21.22
Install/relocate/replace heaters (room, suspended, wall- or floor-mounted)	\$ 21.22
<b>Environmental Exhaust and Ventilation – for the installation of:</b>	
Appliance vent	\$ 17.40
Dryer exhaust	\$ 14.13
Each hood that is served by a mechanical exhaust or air conditioning	\$ 11.96
Exhaust system and single duct (bath fan) each	\$ 9.79
Exhaust system apart from heating or air conditioning	\$ 14.13
<b>Fuel Piping and Distribution</b>	
<i>LPG-NG-Oil fuel piping:</i>	
Up to 4 outlets (including gas tag)	\$ 25.02
Each additional outlet over 4	\$ 2.72
<b>Other Listed Application or Equipment</b>	
Decorative fireplace or insert	\$ 40.24
Woodstove/pellet stove	\$ 53.29
Water Heater / Flue vent	\$ 21.22
Chimney-liner-flue-vent w/o appliance	\$ 21.22
Oil Tanks/ gas / diesel generators	\$ 21.22
Barbecue	\$ 21.22
Radon Mitigation	\$ 21.22
Pool or Spa heater/ Kiln	\$ 21.22
For each appliance or piece of equipment regulated by the Code but not classed in another appliance category for which no other fee is listed in the Code, or for which there is an alteration or extension of an existing mechanical system.	\$ 21.22

**Mechanical Permits (cont.)**

**Commercial/Industrial:**

Valuation shall be calculated on the value of the equipment and installation costs. Use this section for commercial installation, replacement or relocation of non-portable mechanical equipment, or mechanical work not covered previously. Indicate the value of all mechanical labor, materials, and equipment.

<b>Permit Fee:</b>	<b>Base Fee</b>	<b>Plus each additional \$100 of BV</b>
\$1 to \$5,000	\$ 141.30	\$ -
\$5,001 to \$10,000	\$ 141.30	\$ 2.30
		<b>Plus each additional \$1,000 of BV</b>
\$10,001 to \$100,000	\$ 256.30	\$ 17.40
Over \$100,000	\$ 1,822.72	\$ 11.83
Minimum permit fee	\$ 141.30	\$ -

**Initial Mechanical Plan Review Fees (Residential and Commercial)** 50% of the permit fee

**c. Plumbing Permits**

<b>Minimum Permit Fee (Residential/Commercial/Industrial)</b>	\$ 141.30
<b>Utilities per 100 feet (Residential/Commercial/Industrial)</b>	\$ 108.74
Catch basin	\$ 47.84
Drywells each	\$ 47.84
Rain drain connector	\$ 47.84
Manholes each	\$ 93.51
<b>Additions, Alterations, and Repairs (Residential/Commercial/Industrial)</b>	\$ 30.44/fixture

**Residential:**

Fees per current Plumbing Permit Application

<b>Total Bathrooms Per Dwelling</b>	
1 bath dwelling (includes 1 kitchen)	\$ 593.32
2 bath dwelling (includes 1 kitchen)	\$ 655.68
3 bath dwelling (includes 1 kitchen)	\$ 778.73
Additional bathroom/kitchen	\$ 310.14

Includes the first 100 ft. of water piping, wastewater and stormwater lines, hose bibs, icemakers, under floor low point drains, and rain drain packages that include the piping, gutters, downspouts, and perimeter system.

**Plumbing Permits (cont.)****Interior Piping (per floor)**

1 <sup>st</sup> Floor	\$ 93.51
Each additional floor	\$ 32.62

**Multipurpose or Continuous Loop Fire Suppression Systems**

0 sq. ft. to 2,000 sq. ft.	\$ 150.17
2,001 sq. ft. to 3,600 sq. ft.	\$ 225.51
3,601 sq. ft. to 7,200 sq. ft.	\$ 281.90
7,201 sq. ft. and greater	\$ 524.84

**Commercial/Industrial:**

Fees per current Plumbing Permit Application

**Interior Piping (per fixture)** \$ 30.44

**Initial Plumbing Plan Review Fees** 30% of the plumbing permit fee

<b>Medical Gas Permits</b>	<b>Base Fee</b>	<b>Plus each additional \$100 of BV</b>
\$1 to \$6,500	\$ 85.00	\$ -
\$6,501 to \$10,000	\$ 85.00	\$ 1.73

	<b>Base Fee</b>	<b>Plus each additional \$1,000 of BV</b>
\$10,001 to \$100,000	\$ 145.55	\$ 10.50
Over \$100,000	\$ 1,090.55	\$ 7.25
Minimum Permit Fee	\$ 85.00	\$ -

*(Valuation shall be calculated on the value of the equipment and installation costs.)*

**d. Electrical Permits****Residential/Commercial/Industrial:**

Fees per current Electrical Permit Application

**Minimum Permit Fee** \$ 141.30

**New Residential single-family houses, includes attached garage**

1,000 sq. ft. or less	\$ 286.43
Ea. Add'l 500 sq. ft. or portion	\$ 58.35
Limited energy – single family (per dwelling)	\$ 115.63
Limited energy – multi-family (per floor)	\$ 115.63
Protective Signaling-multi-family (per floor)	\$ 115.63

**Electrical Permits (cont.)**

New multi-family – largest unit is calculated as per square footage rates above and each additional unit is calculated at 50% of the fee for the largest unit

Calculation for largest unit + 50% of the fee for each additional unit

**Services or feeders installation, alterations, and/or relocation**

200 amps or less	\$ 170.80
201 amps to 400 amps	\$ 225.97
401 amps to 600 amps	\$ 340.54
601 amps to 1,000 amps	\$ 511.33
Over 1,000 amps or volts	\$ 935.07

**Temporary services or feeders installation, alteration, and/or relocation**

200 amps or less	\$ 99.72
201 amps to 400 amps	\$ 212.17
401 amps to 600 amps	\$ 286.43
601 amps to 1,000 amps	\$ 419.53
Over 1,000 amps or volts	\$ 794.80

**Branch circuits**

Branch circuits <b>without</b> service or feeder, 1 <sup>st</sup> circuit	\$ 95.48
Branch circuits <b>without</b> service, each additional circuit	\$ 12.73
Branch circuits <b>with</b> service, each circuit	\$ 12.73

**Miscellaneous (service or feeder not included)**

Each manufactured or modular dwelling, service, and/or feeder	\$ 115.63
Reconnect only	\$ 115.63
Pump or irrigation circle	\$ 115.63
Sign or outline lighting	\$ 115.63
Signal circuit(s) or limited energy panel, alteration or extension (commercial/industrial only)	\$ 115.63

**Renewable Electrical Energy**

5 kva or less (2)	\$ 147.45
5.01 kva to 15 kva (2)	\$ 173.06
15.01 kva to 25 kva (2)	\$ 286.72
Greater than 25 kva – 25kva + ea additional kva to 100 kva (max)	\$ 11.47 per kva

**For wind generation system**

25.01 kva to 50 kva (2)	\$ 573.44
50.01 kva to 100 kva	\$ 1,146.88

**Electrical Permits (cont.)**

<b>Master Electrical Permit Application</b>	\$ 100.00 one-time app fee
<b>Master Electrical Permit Inspection</b>	\$ 110.00 per hour
<b>Initial Electrical Plan Review Fees</b>	25% of electrical permit fee
<b>Each Electrical inspection over allowable</b>	\$ 110.00

Annual Adjustment. Structural, mechanical, electrical and plumbing designated permit fees shall be automatically adjusted each July 1st based on the percentage of the change in the Western Consumer Price Index (CPI-U) second half report, published the preceding February of each year, effective July 1st, 2019 ending July 1, 2022. Current year CPI-U is 2.4%.

**e. Manufactured Homes**

**Manufactured Dwelling and Cabana Installation Permits** \$ 445.00

All jurisdictions in the Tri-County area shall charge a single fee for the installation and set-up of manufactured homes. This single fee shall include the concrete slab, runners, or foundations when they comply with the prescriptive requirements of the Oregon Manufactured Dwelling standard, electrical feeder and plumbing connections, and all cross-over connections.

**Manufactured Dwelling Parks and Mobile Home Parks<sup>1</sup>** Per current State permit fee

**Statewide code development, training and monitoring fee** \$ 30.00

**f. Permit Related Fees**

**State surcharge shall be collected in an amount as required by State Law.**

**Building Moving/Demolition Permits**

2,000 sq. ft. or less	\$ 78.00
Each additional 1,000 sq. ft.	\$ 38.00
Plan Review Fee	75% of the permit fee

**Prescriptive Solar PV Installation** \$ 100.00

**Non-Prescriptive Solar PV Installation** Per current structural valuation table

**Recreational Parks and Organizational Camps** Per current State permit fee

**Administrative fee for simple refunds** \$ 35.00

\$ 250.00

<sup>1</sup> OAR.918-600-0030

**Permit Related Fees (cont.)**

<b>Administrative fee for complex refunds</b>	
<b>Plan Review Fees Required/Requested Changes, Additions, Revisions</b>	\$ 110.00/hr
<b>Re-inspection Fee</b>	\$ 110.00
<b>Replacement Sheets (each)</b>	\$ 23.00/sheet
<b>Investigation Fee</b>	\$ 110.00/hr
<b>Inspections outside of normal business hours</b>	\$ 110.00/hr (minimum 2 hours)
<b>Earthquake-resistant bracing</b>	\$ 135.00
<b>Plan reviews not designated elsewhere</b>	30% of the permit fee
<b>Certificate of Occupancy</b>	\$ 180.00
<b>Temporary Certificate of Occupancy</b>	\$ 180.00
<b>Change of use/Occupancy</b>	\$ 180.00
<b>Technology fee – Applies to all programs unless otherwise specified</b>	5% of permit fee
<b>Deferred Submittal fee (per Deferred Submittal)</b>	70% of the permit fee calculated using the value of deferred portion with a minimum \$300 fee
<b>Phased Permit Fee (per Phase)</b>	\$ 300 + 10% of the total project permit fee (not to exceed \$1500 per phase)

**g. In-Fill and Grading**

<b>In-Fill and Grading Permit and Plan Review Fees for each</b>	
1 to 50 cubic yards	\$ 100.00
51 to 100 cubic yards	\$ 150.00
101 to 1,000 cubic yards	\$ 200.00
1,001 to 10,000 cubic yards	\$ 250.00
10,001 cubic yards or more	Total hourly cost <sup>1</sup>

<sup>1</sup> Cost to include supervision, overhead, equipment, hourly wages, and benefits of employees involved.

---

## SECTION 3: BUSINESS REGISTRATION

---

### 3. BUSINESS REGISTRATION

Business Registration is required annually for all businesses doing business in the City.

Standard base fee	\$ 136.00
New business commencing between July 1 and December 31	\$ 68.00
Change in business ownership fee	\$ 10.00
Fee for each FTE	\$ 10.00
Temporary Business (2 weeks or less)	\$ 30.00
Delinquent Registration	10% of the original business tax plus interest at 9% per annum from the due date until full payment is received

**Metro Business License versus City Business Registration or Both:**

Instead of obtaining separate business licenses/registrations within each Portland-area city that you conduct business in, you can purchase a single license from Metro to construct, alter, and repair structures in 20 cities that have licensing/registration requirements in the metropolitan area, excluding Portland. The license covers all construction trades, both commercial and residential, as well as all landscape contractors. Exception: if your principal place of business is inside the City of Milwaukie, the business is required to apply for a City of Milwaukie Business Registration in addition to the Metro license.

For Metro applications, contact Metro at 503-797-1620 or visit their website at: <http://www.oregonmetro.gov/tools-working/regional-contractors-business-license>

**4. DOWNTOWN PARKING**

Downtown employees can purchase a permit for designated permit spaces. Customers and visitors of downtown Milwaukie can use the short-term parking spaces.

**Parking Permit Fees<sup>1</sup>**

Daily Permit	\$ 5.00
Monthly Permit	\$ 70.00
Quarterly Permit	\$ 200.00
Discount for Bulk Pass Purchase (>10)	10%
Replacement Pass (each)	\$ 5.00
Parking Variance <sup>2</sup>	\$ 30.00

**Downtown Parklet Use Fees**

Downtown parklets are reviewed through Engineering. Additionally, Parklets incur a use fee for the parking spaces which are due upon application approval.

	<b>Engineering Fees</b>
New Parklet Application Fee	\$ 150.00
New Parklet Right-of-Way Fee	\$ 150.00
Parklet Renewal Application Fee	\$ 50.00
Parklet Renewal Right-of-Way Fee	\$ 95.00
Parklet Plan Review	\$ 150.00

	<b>Monthly Use Fee Per Parking Space</b>
Private Seasonal Platform	\$ 20.00
Hybrid Parklet (25% discount from Private)	\$ 15.00
Public Parklet	No fee for parking space use
Additional incurred costs (if applicable)	TBD based on location
Signage for Public and Hybrid parklets	\$ 95.00

<sup>1</sup> For parking fines and charges refer to section 9.

<sup>2</sup> Parking variance is subject to City approval for events and/or construction parking. Fee is charged per parking space and would be issued for no longer than a two-week period.

SECTION 4: DOWNTOWN PARKING

---

**5. ENGINEERING**

Engineering fees consist of plan review, inspections, permits, printed and electronic maps, and erosion control review.

**a. Inspections and Permits**

Right-of-Way Permits<sup>1</sup>

Construction Application	\$ 250.00
Tree Removal or Major Pruning <sup>2</sup>	\$ 50.00
Sidewalk	\$ 50.00
Temporary Street Use	\$ 50.00
Parking Closure (Downtown)	\$50 per month/space
Lane Closure	\$100 per week/lane/block
Road Closure	\$250 per week/block
Encroachment	
Major Permit Application	\$ 250.00
Minor Permit Application	\$ 50.00
Recording Fee	\$ 103.00
Re-inspection (beyond standard of 2)	\$ 95.00
Painted Intersection	No cost

Public Improvements

Plan review and inspection fee is 5.5% of the total construction cost of public improvements. Initial fee shall be paid at time of application.

Subdivision	Initial minimum fee \$1,000
Other	Initial minimum fee \$500

Street Opening Deposit	\$ 25 per square foot, (min. 1,500)
Street Opening Deposit under 5-Year Moratorium	\$ 50 per square foot, (min. 3,000)
5-Year Moratorium Surcharge:	
1 <sup>st</sup> year of moratorium	\$ 250 per square foot
2 <sup>nd</sup> year of moratorium	\$ 200 per square foot
3 <sup>rd</sup> year of moratorium	\$ 150 per square foot
4 <sup>th</sup> year of moratorium	\$ 100 per square foot
5 <sup>th</sup> year of moratorium	\$ 50 per square foot

Grading Permit Application Fees

Minor (0 to 100cy)	\$ 150.00
Major (100+ cy)	\$ 250.00
Floodplain Review	\$ 1,000.00

Building Permit Plan Review – Minor	\$ 75.00
Building Permit Plan Review - Major	\$ 150.00
Street Vacation/Rename Request	\$ 2,500 Deposit (actual cost billed per hourly rate)
Request for Stormwater Rate Reduction	\$ 75.00

<sup>1</sup> For right of way license fees related to utilities see section 14.

<sup>2</sup> For land use applications including tree removal see the Planning section.

## Section 5: Engineering

---

Franchise Utility Permit	No cost
ADA Request for Service	No cost

### Inspections and Permits (cont.)

Transportation Fee Review	\$ 75.00
Appeal to City Council <sup>1</sup>	\$ 300.00
Sewer Dye Test	\$ 150.00
Moving Buildings <sup>2</sup>	\$ 250.00 + \$1,000 deposit (actual cost billed per hourly rate)
Inspection after hours	Actual cost billed per hourly rate

### Engineering Materials

Public Works Standards, other bound reports	\$ 30.00
---	----------

#### Electronic Materials:

On CD, flash drive or other media	\$ 25.00
Transmitted electronically	No cost

#### Standard Selection of GIS maps

Full Sheet (34" x 44")	\$ 45.00
1/2 Sheet (22" x 34")	\$ 35.00
1/4 Sheet (17" x 22")	\$ 25.00
1/8 Sheet (11" x 17")	\$ 15.00

#### Aerial Maps

Full Sheet (34" x 44")	\$ 50.00
1/2 Sheet (22" x 34")	\$ 40.00
1/4 Sheet (17" x 22")	\$ 30.00
1/8 Sheet (11" x 17")	\$ 20.00

#### Custom Maps

Flat charge per hour plus cost of materials	\$ 55.00
---	----------

---

<sup>1</sup> Appeals only related to Engineering determination. See other relevant sections regarding appeals.

<sup>2</sup> Performance bond amount at discretion of City Engineer.

**Erosion Control**

Minimum Charge for Clearing/Construction \$ 75.00

Applies if site disturbance is over 500 sq. ft. of disturbed soil, not in or around a sensitive area (NR Zone, wetlands, conservancies, and streams) and value of structure/remodel doesn't exceed \$20,000

Clearing/Construction for Single-Family Residential \$ 380.00

Rate if certified in erosion control \$ 225.00

Clearing/Construction for Multifamily Residential \$ 490.00

Rate if certified in erosion control<sup>2</sup> \$ 335.00

Add \$40 for each 1/2 acre over 1 acre

Clearing/Construction for Subdivision/Commercial/Industrial \$ 623.00

Rate if certified in erosion control<sup>2</sup> \$ 467.00

Add \$40 for each 1/2 acre over 1 acre

Additional Site Visit (due to code enforcement) \$ 95.00

Discount is applied for applicant representatives with Erosion Control certification recognized by the City.

---

## Section 6: Fees in Lieu of Construction (FILOC)

### 6. FEES IN LIEU OF CONSTRUCTION (FILOC)

FILOC for Transportation, Water, Stormwater, Wastewater and Water Quality are established by City Council based on the impact of development on the appropriate infrastructure to serve the intended use. FILOC is available as an alternative to construction of the minimum required services when those services can be deferred in accordance with MMC 13.32. FILOC shall be indexed for inflation annually using the Engineering-News Record Construction Cost Index (CCI) for Seattle (Resolution #79-2016). The current year CCI increase of 0.83% has been applied to 2019 fees to determine current rates.

#### Transportation

Transportation FILOC is based on the historical cost to construct the minimum standard improvements for a local street per lineal foot of lot frontage.

Local	\$ 293 per lineal foot
Collectors & Arterials	Actual Cost + 50%
Public Area Requirements	Actual Cost + 50%

#### Water

Water FILOC is based on the historical cost to construct the minimum standard water main per lineal foot of lot frontage.

Residential/Commercial/Industrial	\$ 326 per lineal foot
-----------------------------------	------------------------

#### Stormwater

Stormwater FILOC is based on the historical cost to construct the minimum standard storm main per lineal foot of lot frontage.

Residential/Commercial/Industrial	\$ 229 per lineal foot
-----------------------------------	------------------------

#### Wastewater

Wastewater FILOC is based on the historical cost to construct the minimum standard sanitary sewer main per lineal foot of lot frontage.

Residential/Commercial/Industrial	\$ 216 per lineal foot
-----------------------------------	------------------------

#### Storm Water Quality

Storm Water Quality FILOC is based on the historical cost to construct the minimum required water quality facility for impervious surfaces created that drain to a public storm system without treatment.

Residential/Commercial/Industrial	\$ 13 per sq. ft. of impervious surface
-----------------------------------	---

## 7. LIBRARY

The Library collects fines for overdue books, lost or damaged items, and photocopying services.

### Overdue Fine

	<u>Per Day</u>	<u>Maximum</u>
Adult	\$ 0.25	\$ 3.00
Juvenile	\$ 0.10	\$ 1.00
Cultural Pass	\$ 5.00	Replacement cost
Library of Things	\$ 5.00	Replacement cost

### Lost or Damaged Items

	<u>Per Item</u>
Barcode	\$ 1.00
RFID Tag	\$ 1.00
Book Jacket	\$ 2.00
Barcode and Book Jacket	\$ 3.00
Audio Book CD	\$ 10.00
Missing Pages and Booklets	Refer to Librarian
Lost Item	Actual retail cost
Damaged Material	Refer to Librarian
Library of Things item	Refer to Librarian
Kindle Kit	\$ 155.00
Bike Lock	\$ 40.00

### Replacement Media Case

Cover Sheet	\$ 1.00
Audiobook and CD-ROM Case	\$ 5.00
DVD Case	\$ 1.00
CD-ROM Case	\$ 2.00
CD and CD-ROM Booklets	\$ 3.00

### Miscellaneous

Public Computer Printing:	
Black and White	\$ 0.10
Color	\$ 0.50
(First 5 black and white or 1 color print free per day)	
Microfilm Copies	\$ 0.10
Non-District Resident Library Use	\$ 95.00 annually

## 8. MISCELLANEOUS

### Document Printing and Copying

	<u>Per Item</u>
Black and White	\$ 0.10
Color	\$ 0.50

### Lien Searches

	<u>Per Search</u>
Lien Docket Searches	\$ 32.00

### Miscellaneous Permits

Filming Permit – Fee varies based upon production budget and time to review application. Up to \$ 1,200

Temporary Event Permit – Fee may be charged to cover costs incurred by the City for assisting with an event. Staff time will be based upon billable hourly rates. No application fee

## 9. MUNICIPAL COURT

Milwaukie Municipal Court collects fines for traffic citations, parking violations, and miscellaneous programs approved by the Judge. Traffic fine amounts are set by State legislature based on the offense classification.

### Fees and Charges

Payment Plan Installment Fee	\$ 25.00
Failure to Appear	\$ 75.00
Reinstatement Fee	\$ 15.00
Suspension Packet Fee	\$ 12.00
Returned Check Fee	\$ 30.00
Boot Release Fee	\$ 45.00
Seat Belt Class Fee	\$ 50.00
Collection Processing Fee	\$ 25.00
Trial Cancellation Fee	\$ 25.00
Young Driver Diversion Fee	
Class B	\$ 200.00
Class C	\$ 100.00
Dismissal Fee	
Class D	\$ 50.00
Deferred Sentencing Fee	
Class B	\$ 265.00
Class C	\$ 165.00
Class D	\$ 115.00
Audio CD – Court Session	\$ 15.00

### Traffic Fines

<b>Penalty</b>	<b>Presumptive Fine</b>	<b>Special Zone Fine<sup>1</sup></b>	<b>Minimum Fine</b>	<b>Maximum Fine</b>
Class A	\$ 440	\$ 875	\$ 225	\$ 2,000
Class B	\$ 265	\$ 525	\$ 135	\$ 1,000
Class C	\$ 165	\$ 325	\$ 85	\$ 500
Class D	\$ 115	\$ 225	\$ 65	\$ 250

<sup>1</sup> Special zones include highway work zones, school zones, and safety corridors.

## Section 9: Municipal Court

### Parking Fines

Abandoned Vehicle	\$ 80.00
Angle Parking	\$ 40.00
Bicycle Lane	\$ 80.00
Blocking Driveway	\$ 50.00
Block Rule	\$ 40.00
Blocking Disabled Parking Space	\$ 250.00
Bus Zone/Taxi Zone	\$ 50.00
Double Parking	\$ 50.00
During Prohibited Times	\$ 50.00
Emergency/Safety Zone	\$ 80.00
Fire Hydrant	\$ 80.00
Five or More Unpaid Violations	\$ 60.00
Head in Only Parking	\$ 50.00
Loading Zone	\$ 50.00
No Parking Zone/Tow Away Zone	\$ 80.00
On Crosswalk/Sidewalk	\$ 80.00
Over 1 Ft. from Curb	\$ 60.00
Over Space Line	\$ 60.00
Overtime Parking	\$ 60.00
Permit Only Parking <sup>7</sup>	\$ 60.00
Traffic Hazard	\$ 80.00
Trucks—2 Hr. Limit	\$ 50.00
Disabled Parking Space	\$ 450.00
Wrong Side of Street	\$ 50.00
Where Prohibited	\$ 80.00

(Res. #46-2009, adopted 2009)

**Per Milwaukie Municipal Code §10.20.090E, parking fine amounts may increase by 50% when a registered vehicle owner has received four (4) or more previous citations for the same parking violation within a rolling 365-day timeframe. If bail is not posted by the court date, the fine will be doubled.** (Ord. #2005, adopted 2009, Ord. #1997, adopted 2009, Ord. #1728, adopted 1993, and Ord. #1361, adopted 1977)

---

<sup>7</sup> For parking permit fees see section 4.

## 10. PLANNING

The City Planning Department oversees land use applications, annexations, special requests, and procurement of City maps and master plans.

### Standard Land Use Applications

The following standard fees apply to all land use applications<sup>1</sup> not listed below. Some applications may require additional fees as described below under Additional Application Fees:

Type I Administrative Review	\$ 200.00
Type II Administrative Review	\$ 1,000.00
Type III Quasi-Judicial Review	\$ 2,000.00
Type IV Quasi-Judicial Review	\$ 5,000.00
Type V Legislative Review	\$ 5,000.00

### Other Land Use Applications

Community Service Use – Minor Modification (Type I)	\$ 50.00
Downtown Design Review (Type I, II, or III)	See fees for Standard Land Use applications above
Historic Resource Designation (Type IV)	\$ 150.00
Minor Land Partition (Type II)	\$ 2,000.00
Multifamily Design Review (Type I or II)	See fees for Standard Land Use applications above
Natural Resource <sup>2</sup>	
Boundary Verification (Type I)	No cost
Construction Management Plan (Type I)	No cost
Natural Resource Management Plan (Type I)	No cost
Tree Removal Request (Type I) <sup>3</sup>	No cost
Tree Removal Request (Type III) <sup>4</sup>	\$ 500.00
All Other Type I, II, or III applications <sup>5</sup>	See application fees
Planned Development – Preliminary Plan Review (Type III)	\$ 2,000.00
Planned Development—Final Plan Review (Type IV) <sup>6</sup>	\$ 5,000.00
Property Line Adjustment (Type I)	\$ 650.00
Subdivision—Preliminary Plat Review (Type III) <sup>7</sup>	\$ 4,400 + \$100 per lot over 4 lots
Temporary Structure (Type I)	\$ 50.00
Variance to Fence Height (Type II)	\$ 500.00

<sup>1</sup> For a complete list of land use application types, see Milwaukie Municipal Code Table 19.901.

<sup>2</sup> Res. #77-2011, adopted 8/16/11

<sup>3</sup> See MMC 19.402.6.A for Type I tree removal. For tree removal in the right of way see section 5.

<sup>4</sup> Required for any tree removal that is not Type I (MMC 19.402.8.A) or exempt (MMC 19.402.4.A). For tree removal in the right of way see section 5.

<sup>5</sup> Fees waived for applications that meet all 3 of the following criteria: (1) the application involves only a habitat conservation area (HCA) and not a water quality resource (WQR), (2) the property is used for residential purposes, and (3) the current owner was the owner prior to September 15, 2011, the effective date of Ordinance #2036, pursuant to Resolution #77-2011.

<sup>6</sup> The fee includes the zone change to apply the PD symbol to the zone map. Any change to the base zone requires an additional Type IV application and fee.

<sup>7</sup> A subdivision application fee is required for any subdivision that is being reviewed as part of a Planned Development.

**Additional Application Fees**

The following fees apply in addition to Land Use Application Fees:

Measure 56	
Measure 56 Notice (for Zoning Map or Text Amendment) (\$1 per affected property, \$35 minimum)	Actual Cost <sup>1</sup>
Reserve Deposit	\$ 500.00
Technical Impact Study – Technical Report Review	
Scope of Work Preparation	Actual Cost <sup>1</sup>
Reserve Deposit	\$ 1,500.00
Review of Technical Report	Actual Cost
Reserve deposit	\$ 2,500.00
Natural Resources Review	
Technical Review (Res. #77-2011)	Actual Cost <sup>1</sup>
Reserve Deposit	\$ 3,000.00
All Other Reserve Deposits for Technical Assistance	\$ 1,000.00

**Discounts for Land Use Applications**

	<u>Discount</u>
Two or More Applications (no discount for most expensive application)	25%
This discount applies to applications which relate to the same unit of land and which will be reviewed and decided concurrently.	
Seniors	10%
Seniors must be at least 65 years of age, and must be the property owner. Applicant may only receive one discount; the senior discount or the low-income discount.	
Low Income Residents	25%
Low-Income Residents may qualify for reduced fees by filing the same application used to apply for reduced sewer and water rates.	
Neighborhood Development Associations – Sponsored Land Use Applications Related to Parks	Fees Waived

**Annexations**

	<u>Fee</u>
Annexation (Expedited)	\$ 150.00
Annexation (Non-expedited: No Zone Change or Comp Plan Amendment)	\$ 150.00
Annexation (Non-expedited: Zone Change only)	\$ 500.00
Annexation (Non-expedited: Zone Change and Comp Plan Amendment)	\$ 3,500.00

**Appeals<sup>2</sup>**

Appeal to Planning Commission per Oregon State Statute (ORS 227.175(10))	\$ 250.00
Appeal to City Council	\$ 1,000.00

<sup>1</sup> Actual cost to be determined by Planning Director or Engineering Director by estimating the cost of City staff time and resources dedicated to the project. See more information under Deposit Information.

<sup>2</sup> Fees are waived for NDA-sponsored appeals, pursuant to Resolution #26-1999.

**Deposit Information**

In some cases, reserve deposits are collected to ensure that the City's actual expenses are covered. Deposits will be refunded relative to actual costs, and additional money may be required if actual costs exceed the deposit amount. This applies only to reserve deposits—base fees are nonrefundable.

**Early Assistance**

Pre-application meeting:	
First meeting	No cost
Second meeting	\$ 50.00
Third and subsequent meetings <sup>1</sup>	\$ 100/mtg
Pre-application conference <sup>2</sup>	\$ 200.00
Pre-application conference – Transportation Facilities Review <sup>3</sup>	\$ 100.00
Design review consultation with Design and Landmarks Committee	No Cost

**Special Requests**

Property Value Reduction Claims (pertaining to Measures 37 or 49) <sup>4</sup>	\$ 1,515.00
Significant Modification of Complete Land Use Application	\$ 500.00
Reschedule of Public Hearing at Applicant's Request (when re-notification is required)	\$ 500.00
Temporary Occupancy Request	\$ 100.00
Time Extension of Previously Granted Land Use Approval (Title 17 only)	\$ 500.00
Zoning Confirmation (General)	\$ 50.00
Zoning Confirmation (DMV Permit, LUCS) <sup>5</sup>	\$ 25.00

**Permit Review and Inspections**

Building Permit Review and Inspections (Minor; e.g., Demolition or Erosion Control)	\$ 25.00
Building Permit Review and Inspections (Major)	\$ 200.00
Additional Planning Inspection Fee	\$ 50.00
Modifications to Building Permit during review <sup>6</sup>	\$ 100.00
Original Art Mural	\$ 100.00
Sign Permit Review (per sign)	\$ 100.00
Sign Permit Review (daily display or "sandwich board" sign)	\$ 150.00

<sup>1</sup> Applies to optional meetings attended by a maximum of two City staff. No written notes provided.

<sup>2</sup> Applies to required or optional meetings that require three or more City staff. Written summary notes provided two weeks after meeting.

<sup>3</sup> Additional meeting required to discuss Transportation Impact Study.

<sup>4</sup> Fee will be refunded if applicant prevails. If claim is denied, additional money may be required to cover contract-attorney or appraiser costs, as determined by City Manager.

<sup>5</sup> Waived for LUCS for emergency sewer connection.

<sup>6</sup> Fee applies to site plan revisions generated by applicant, not those required by staff during review process.

**Materials**

Most materials are available online for free or contact Planning for additional information:  
<http://www.milwaukieoregon.gov/planning/planning-documents-ordinances-plans-and-guidelines>

The fee for a copy of any planning document (e.g. the comprehensive plan, the zoning ordinance, ancillary plans, etc.) shall be charged based on the number of copied pages. The standard City copy fee shall apply; refer to section 8 of this document.

**Maps (e.g. Comprehensive Plan, Zoning Ordinance, or NR Administrative)**

11x17 handout (color)	\$ 1.00
<b>Transportation System Plan:</b>	
CD-ROM	\$ 2.00

## 11. POLICE

The City's Police Department collects fees for permits, licenses, and other miscellaneous services listed below:

### Permits/Licenses

Adult Business	\$ 372.00
Alarm Permit—Residential	\$ 30.00
Alarm Permit—Residential over 65	\$ 10.00
Alarm Permit—Business	\$ 50.00
Alarm Permit—Late Fee	\$ 30.00
Gun Background Check	\$ 20.00
Liquor License (Original Application)	\$ 100.00
Liquor License (Name or Other Change)	\$ 75.00
Liquor License (Renewal Application)	\$ 35.00
Liquor License (Temporary License)	\$ 35.00

### Police Reports

Video copy	\$ 35.00
Police report	\$ 15.00
Photo CD	\$ 15.00
Traffic Citation Discovery	\$ 10.00
<i>(additional research charges may apply for unusual/complex requests)</i>	

### Police Services

First False Alarm	No cost
Second False Alarm	
Residential	\$ 25.00
Business	\$ 50.00
Third False Alarm	
Residential	\$ 50.00
Business	\$ 150.00
Fourth False Alarm (warning of revocation sent)	
Residential	\$ 150.00
Business	\$ 250.00
Fifth False Alarm (revocation of alarm permit)	
Residential	\$ 250.00
Business	\$ 500.00
False Alarms past Fifth	No response
Good Conduct Background Letter	\$ 5.00
Vehicle Impound	\$ 150.00
Loud Party Response—first response	Warning
Loud Party Response—second response and/or each subsequent response in 24-hr. period	\$ 50.00
Fire and Emergency Services fee (Ord. #1764, adopted 1994)	Actual cost

## 12. SYSTEMS DEVELOPMENT CHARGES (SDC) & CONSTRUCTION EXCISE TAXES

Per Oregon State Statute (ORS 223.304), SDCs are broken down into three components; (1) Reimbursement to recover existing facility capacity available for growth, (2) Improvement to fund planned capacity improvements for growth, and (3) Administration to recover direct costs. SDC fees for Water, Wastewater, Stormwater, and Transportation shall be indexed for inflation annually using the Engineering-News Record Construction Cost Index (CCI) for Seattle (Resolution 40-2007). This year's CCI increase of 0.83% has been applied to the 2019 fees to determine current rates.

### Water System Development Charge

Meter Size	Fee			TOTAL
	Reimbursement	Improvement	Administration	
¾" x ¾"	\$ 1,007	\$ 836	\$ 141	\$ 1,984
1"	\$ 1,678	\$ 1,396	\$ 236	\$ 3,310
1.5"	\$ 3,357	\$ 2,788	\$ 470	\$ 6,615
2"	\$ 5,369	\$ 4,464	\$ 754	\$ 10,587
3"	\$ 10,738	\$ 8,925	\$ 1,505	\$ 21,168
4"	\$ 16,779	\$ 13,946	\$ 2,353	\$ 33,078
6"	\$ 33,556	\$ 27,895	\$ 4,707	\$ 66,158
8"	\$ 53,691	\$ 44,632	\$ 7,530	\$ 105,853
10"	\$ 77,179	\$ 64,158	\$ 10,825	\$ 152,162
12"	\$ 151,005	\$ 125,529	\$ 21,178	\$ 297,712

### Wastewater System Development Charge

A wastewater equivalent dwelling unit (EDU) is equal to 16 plumbing fixture units derived from Table 7-3 of the Oregon Plumbing Specialty Code. A single-family home is assumed to be equivalent to one EDU. Accessory Dwelling Units (ADUs) and duplex units are assumed to have a lesser impact and will be charged at 65% of the EDU rate. Multi-family over two units and all other development will be charged based on actual number of plumbing fixture units.

	Reimbursement	Improvement	Administration	TOTAL
Single-Family Dwelling	\$ 441	\$ 756	-	\$ 1,197
Duplex, ADU	\$ 287	\$ 491	-	\$ 778/dwelling
Other	\$ 441	\$ 756	-	\$ 1,197/EDU

## Section 12: SDC & Construction Excise Taxes

### Stormwater System Development Charge

A stormwater drainage residential unit (DRU) is equal to 2,706 square feet of impervious surface on a property. A single-family residential property is assumed to be equivalent to one DRU, regardless of the number of accessory structures such as garages, sheds, and ADU's. Multi-family over two units and all other development will be charged based on measured new impervious area.

	Reimbursement	Improvement	Administration	TOTAL
Single-Family Property	-	\$ 938	-	<b>\$ 938/lot</b>
All other	-	\$ 938	-	<b>\$ 938/DRU</b>

### Transportation System Development Charge

Trip generation rates for each land use type are derived from the Institute of Transportation Engineers (ITE) Trip Generation. Trip rates are expressed as vehicle trips entering and leaving a property during the p.m. peak travel period.

	Fee			
	Reimbursement	Improvement	Administration	TOTAL
Single-Family Dwelling	\$ 102	\$ 2,030	-	<b>\$ 2,132/unit</b>
ADU and duplex	\$ 66	\$ 1,320	-	<b>\$ 1,386/unit</b>
All other	\$ 102	\$ 2,030	-	<b>\$ 2,132/trip</b>

### Parks and Recreation System Development Charge

This charge is set by the North Clackamas Parks and Recreation District. Rates herein are updated as changes and are adopted by their governing board. Accessory Dwelling Units (ADUs) are charged half the rate of Single-Family. Visit [www.ncprd.com/sdcs](http://www.ncprd.com/sdcs) for information on Parks SDC's, including calculation of employees.

Single-Family Residential	\$ 3,985 per dwelling unit
ADU	\$ 1,993 per dwelling unit
Multi-family Residential	\$ 3,608 per dwelling unit
Non-residential	\$ 60 per employee

### School Construction Excise Tax

This charge is set by the North Clackamas School District. Rates herein are updated as changes and are adopted by their governing board.

Residential	\$ 1.30 per square foot
Commercial	\$ 0.65 per square foot <sup>1</sup>

<sup>1</sup> Total commercial fee capped at \$32,600 per project. Private schools, public improvements, low-income (HUD) housing, hospitals, religious facilities, and agricultural buildings are exempt. Construction under 1,000 square feet is exempt.

## Section 12: SDC & Construction Excise Taxes

### Metro Construction Excise Tax

This charge is set by Metro. Rates herein are updated as changes and are adopted by their governing board.

Metro Construction Excise Tax \$ 0.12 per \$100 of permit value

Construction projects valued at \$100,000 or less, development of affordable housing units, and permits issued to 501(c)(3) nonprofit organizations for projects aimed at serving low-income populations are exempt from this tax. Permits for Construction valued at over \$10 million will be assessed a flat \$12,000 fee (0.12 percent of \$10 million).

### Bancroft Financing for System Development Charges

Bancroft Financing provides the opportunity for property owners of single family, multi-family, not-for-profit, public organizations, and commercial properties, to finance system development charges over a ten-year period, or less at the desire of the property owner, subject to the following interest rate (Ordinance 2108, adopted 2015):

Bank Prime Rate	Subject to change as published by the Federal Reserve System <sup>1</sup>
Administration	2.00%
<b>TOTAL</b>	Current Prime Rate plus 2.00% Administration

For the current bank prime rate visit: <http://www.federalreserve.gov/releases/h15/Current/>

### Construction Excise Tax for Affordable Housing

Construction Excise Tax for affordable housing will be assessed at one percent (1%) of the value of the improvement as determined by the construction or building permit(s). The following exemptions outlined herein shall be applied in accordance with establishing ordinance 2154 of the Milwaukie Municipal Code. Permits for construction projects valued at \$100,000 or less are exempt from this tax as well as permits for development of affordable housing units at or below 80% Median Family Income (MFI), public Improvements under public contracting code, schools, hospitals, places of worship, agriculture, non-profit care, affordable for-sale single family housing—at or below 80 percent MFI, and Accessory Dwelling Units for 5 years from time of adoption. (Ordinance 2154, adopted November 21, 2017)

---

<sup>1</sup> The bank prime rate established by the Federal Reserve is updated periodically as determined by the Federal Reserve Board. The current bank prime rate can be found on the Federal Reserve website under "bank prime loan".

## 13. UTILITIES

The City of Milwaukie provides water, wastewater, stormwater, and street maintenance service to residents. These services are billed monthly at the following rates<sup>1</sup>:

### Water

	<b>Single Family Residential Volume Charge (per CCF of consumption)</b>	
Water	0-3	\$ 3.94
	4 or more	\$ 4.07

	<b>Multi-Family/Commercial Volume Charge (per CCF of consumption)</b>
Water	\$ 4.07

### Single Family Residential low use discount (3 or less CCF per month)

**(\$5.00)**

<b>Residential &amp; Commercial Meters</b>	
<b>Meter Size</b>	<b>Fixed Charge<sup>2</sup></b>
5/8" - 3/4"	\$ 8.69
1"	\$ 13.08
1 1/2"	\$ 22.34
2"	\$ 33.90
3"	\$ 93.72
4"	\$ 164.62
6"	\$ 281.84

<b>Standby Service for Fire Flow Purposes</b>	
<b>Connection Size</b>	<b>Fixed Charge</b>
2"	\$ 12.95
4"	\$ 46.64
6"	\$ 67.92
8"	\$ 92.18
10"	\$ 116.46
12"	\$ 140.74

### Wastewater

<b>Account Type</b>	<b>Treatment (per EDU)</b>	<b>Billing and Administration (per account)</b>	<b>Volume<sup>3</sup> (per CCF of water consumption)</b>
Single Family Residential	\$ 31.13	\$ 4.56	\$ 3.62
Low Income	\$ 15.57	\$ 2.28	\$ 1.81
Multi-family/Commercial – 3/4" <sup>4</sup>	\$ 67.66	\$ 9.12	\$ 3.62
Multi-family/Commercial – 1"	\$ 67.66	\$ 11.04	\$ 3.62
Multi-family/Commercial – 1 1/2"	\$ 67.66	\$ 12.42	\$ 3.62
Multi-family/Commercial – 2"	\$ 67.66	\$ 13.80	\$ 3.62
Multi-family/Commercial – 3"	\$ 67.66	\$ 16.56	\$ 3.62
Multi-family/Commercial – 4"	\$ 67.66	\$ 19.32	\$ 3.62
Multi-family/Commercial – 6"	\$ 67.66	\$ 24.85	\$ 3.62

<sup>1</sup> The Citizens Utility Advisory Board reviews the existing rate structure and capital improvement plan to advise City Council on utility rates.

<sup>2</sup> Customers participating in the City's Low-Income Utility Assistance program are exempt from the monthly fixed charge.

<sup>3</sup> Residential wastewater volume charges are determined by the average monthly water usage from November to February (winter average). The winter average is adjusted annually on March 31st.

<sup>4</sup> Based upon water meter size.

**Stormwater**

	Single Family Residential	Low Income	Commercial
Stormwater	\$ 28.75	\$ 14.37	\$ 28.75 (per 2,706 sq. ft. of impervious area)

**Transportation**

Street Maintenance & SAFE Rates for All Categories		
Account Type	SSMP Rates	SAFE Rates
Single Family Residential	\$ 4.89	\$ 5.44
Low Income	Exempt	Exempt
Commercial per daily trip generated <sup>1 2</sup>	\$ 0.50	\$ 0.54
Multi-Family Residential	\$ 4.03 per unit	\$ 4.36 per unit
Elderly Housing/Mobile Homes	\$ 2.02 per unit	\$ 2.18 per unit
Congregate Care	\$ 1.01 per unit	\$ 1.09 per unit

**Other Charges****Water:**

	Short Side	Long Side
Connect Service 5/8" or 3/4" Residential Service	\$ 897	\$ 972
Connect Service 1"	\$ 1,237	\$ 1,312
Connect Service 1 1/2"	\$ 2,102	\$ 2,200
Connect Service 2"	\$ 3,630	\$ 3,630
3/4" Meter Equipment		\$ 250
1" Meter Equipment		\$ 370
1 1/2" Meter Equipment		\$ 610
2" Meter Equipment		\$ 740
Hydrant Meter Deposit (refundable less water usage)		\$ 2,250
Hydrant Meter usage fee (deducted from deposit)		\$7.50 per CCF

**Sewer Connection (CCSD#1):**

This charge is set by Clackamas County. Rates herein are updated as changes and are adopted by their governing board. This fee is charged to the City by Clackamas County and collected to recover invoiced costs for each new connection to the public sanitary sewer system. \$ 6,736 per EDU<sup>3</sup>

<sup>1</sup> Cost per unit for commercial accounts is determined by the type of use. Visit [www.milwaukieoregon.gov/commercialfee](http://www.milwaukieoregon.gov/commercialfee) for a detailed breakdown.

<sup>2</sup> Commercial daily trip generated is calculated based on type of use and building square feet. Some uses have monthly caps that are adjusted annually using Engineering-News Record Construction Cost Index (CCI) for Seattle. See Resolution R19-2018. Current maximums are \$319.13 for the SSMP and \$419.42 for the SAFE programs as applicable. Visit [www.milwaukieoregon.gov/commercialfee](http://www.milwaukieoregon.gov/commercialfee) for more information.

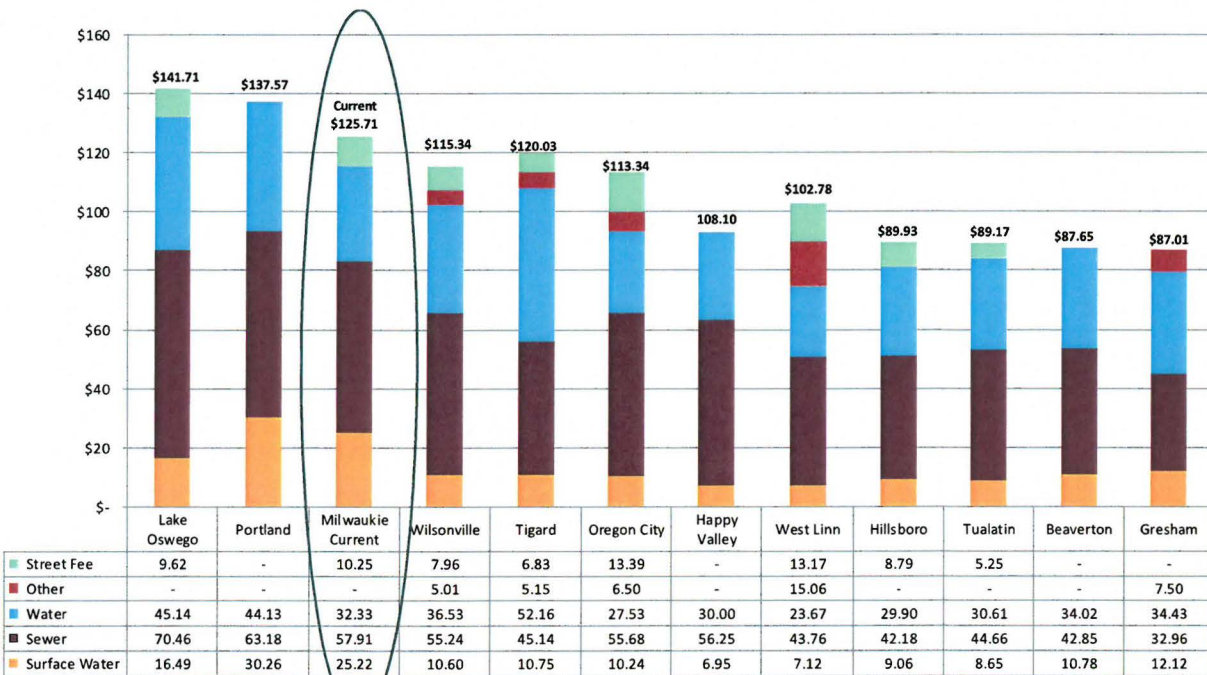
<sup>3</sup> An EDU or "equivalent dwelling unit" is a unit of measurement of sewer usage that is assumed to be equivalent to the usage of an average dwelling unit.

**Sewer Connection (City of Portland):**

This charge is set by the City of Portland. Rates herein are updated as changes and are adopted by their city council. This fee is charged to the City by Portland and collected to recover invoiced costs for each new connection to the public sanitary sewer system.

\$ 6,446 per EDU<sup>3</sup>

### Comparison Graph – Single Family Residential



This graph compares the average utility bills for the neighboring cities surrounding Milwaukie. As some cities bill monthly, some bill every two months, and some bill every three months, these amounts are converted to average monthly amounts, so they are comparable to Milwaukie. Cities increase different rates at different times during the year; therefore, this graph is simply a picture in time reflecting the rates when the survey was conducted. Cities have different average water consumption amounts per household; For the sake of this comparison, these rates are computed using an average 6ccfs of water used per month to be comparable to Milwaukie's overall average. Below are Milwaukie's calculations:

	July 1, 2017			July 1, 2018			July 1, 2019		
	increased	avg. bill		increased	avg. bill		increased	avg. bill	
<b>Water Service Fee</b>									
Base	5.0%	0.37	\$ 7.77	11.9%	0.92	\$ 8.69	0.00%	-	\$ 8.69
Plus per 6ccf	5.0%	1.01	21.11	11.9%	2.53	23.64	1.65%	0.39	24.03
Avg water per house (6ccfs)			28.88			32.33			32.72
<b>Sewer Service Fee</b>									
Base fee	4.0%	1.20	31.13	0.0%	-	31.13	0.0%	-	31.13
Plus per 6ccf	4.0%	1.03	26.78	0.0%	-	26.78	-1.9%	-	26.28
Avg sewer per house			57.91			57.91			57.41
<b>Storm Water Management Fee</b>	14.1%	2.73	22.12	14.0%	3.10	25.22	14.0%	3.53	28.75
<b>Street Maintenance Fee</b>									
SSMP	21%	0.71	4.06	19%	0.79	4.85	0.83%	0.04	4.89
SAFE	3%	0.10	4.70	15%	0.70	5.40	0.83%	0.04	5.44
Avg street per house			8.76			10.25			10.33
<b>Average bill per residence</b>	6.47%	\$ 7.15	\$ 117.67	6.83%	\$ 8.04	\$ 125.71	3.18%	\$ 4.00	\$ 129.21

**Miscellaneous:**

Reimbursement District Fee	To be determined by the scope of project	
Delinquent Account – Past Due Notice		\$ 8.00
Delinquent Account – Notice of Termination		\$ 15.00
Shut-off/Turn-on		\$ 35.00
After-hours Restoration of Service (Turn-on Fee)		\$ 110.00
	Monday-Friday 3:00-8:00 p.m.; Saturday and Sunday 8:00 a.m. – 8:00 p.m.	

## Section 14: Rights-of-Way Utility License

---

### 14. RIGHT-OF-WAY UTILITY LICENSE

The following fees apply to anyone using the City's Rights-of-way (ROW) in accordance with Resolution 3-2019.

ROW application	\$ 50.00
ROW License (5 year)	\$ 250.00
Electric & Natural gas utility providers	5% of gross revenue
Communications (other than Small Cell Wireless)	7% of gross revenue
Cable Systems (franchise required)	5% of gross revenue
Use of the City's ROW for any purpose other than generating revenue <sup>1</sup>	\$ 4.02 per linear foot or \$ 5,304.50 per year, whichever is greater
Attachments to facilities within the City's ROW other than Small Cell Wireless	\$ 5,304.50 per attachment
Small Cell Wireless attachment	\$270.00 per attachment
Small Cell Wireless ROW licensing and application fee	\$500.00 + \$100.00 per site over 5 sites

---

<sup>1</sup> This fee shall increase 3% annually on July 1<sup>st</sup> of each year, beginning July 1<sup>st</sup>, 2018.

## 15. VIOLATIONS OF THE MUNICIPAL CODE

Violation of the Milwaukie Municipal Code may result in the following fees or penalties. Each day that a violation exists is a separate offense.

### General

General penalty (applies to any Municipal Code violation where no other penalty is specified) <sup>1</sup>	\$ 150 to 200
Third or subsequent violation (applies to any Municipal Code violation) <sup>2</sup>	\$ 1,000
Nuisance violation <sup>3</sup>	Maximum \$500
Shopping cart retrieval programmatic violation <sup>4</sup>	Maximum \$500
Noise control violation <sup>5</sup>	Maximum \$500
Adult business code violation <sup>6</sup>	Maximum \$500
Public urination or defecation <sup>2</sup>	up to \$750
Curfew violation <sup>7</sup>	up to \$300
Failure to retrieve shopping cart within 72 hours <sup>8</sup>	\$ 50
Solid waste regulation/un-franchised violation <sup>9</sup>	up to \$500
Abatement <sup>11</sup> (applies to any Municipal Code violation citation) <sup>12</sup>	\$ 50

### Building Penalties

Violation of vacant building standards <sup>13</sup>	up to \$300
Interference with fire control device <sup>14</sup>	up to \$750
Swimming pool barrier violation <sup>15</sup>	up to \$100 per week <sup>16</sup>
Building relocation violation <sup>17</sup>	Not less than \$1,000
Failure to comply with stop work order <sup>18</sup>	up to \$1,000
Any violation of Title 15 for which a specific penalty has not been expressly provided <sup>19</sup>	up to \$1,000

---

<sup>1</sup> Ord. #1935, adopted 2004, Ord. #1758, adopted 1994, and Ord. #1591, adopted 1986.

<sup>2</sup> Ord. #1953, adopted 2005.

<sup>3</sup> Ord. #1503, adopted 1981, and Ord. #1028, adopted 1964.

<sup>4</sup> Ord. #1980, adopted 2008.

<sup>5</sup> Ord. #1528, adopted 1982.

<sup>6</sup> Ord. #1533, adopted 1982.

<sup>7</sup> Ord. #1503, adopted 1981, and Ord. #995, adopted 1963.

<sup>8</sup> Ord. #1980, adopted 2008.

<sup>9</sup> Ord. #1955, adopted 2005, Ord. #2092 adopted 2015.

<sup>11</sup> All violations of the Municipal Code are additionally subject to the Code Enforcement abatement fee, additional state and county assessments and the general penalty for third or subsequent violations.

<sup>12</sup> Ord. #1998, adopted 2009, Ord. #1758, adopted 1994, and Ord. #1659, adopted 1989.

<sup>13</sup> Ord. #1464, adopted 1980.

<sup>14</sup> Ord. #1515, adopted 1982.

<sup>15</sup> Ord. #1430, adopted 1979.

<sup>16</sup> Each week that this violation exists is a separate offense.

<sup>17</sup> Ord. #1952, adopted 2005.

<sup>18</sup> Ord. #1881, adopted 2000.

<sup>19</sup> Ord. #2011, adopted 2010.

## Section 15: Violations of the Municipal Code

### Motor Vehicle Fuel Tax Penalties

Each day that a violation exists is a separate offense.

Failure to secure motor vehicle fuel sales permit <sup>1</sup>	200% penalty on tax owed and \$250.00
Failure to file monthly motor vehicle fuel sales report <sup>1</sup>	10% penalty on tax owed and \$50.00
Late payment of motor vehicle fuel sales tax <sup>1</sup> (depending upon length of delinquency)	1% or 10% of tax

### Specialty Code Penalties

Violation of various Specialty Codes: building, plumbing, mechanical, and electrical <sup>2</sup>	up to \$1,000 per day (maximum \$5,000)
Appeal of Specialty Code violation <sup>3</sup>	\$ 250

### Engineering Penalties

Violation of capital improvement regulations <sup>4</sup>	up to \$500
Basketball hoop regulation violation <sup>5</sup>	up to \$250
Vegetation too low in the right-of-way <sup>6</sup>	up to \$100
Clear vision violation <sup>7</sup>	up to \$250
Failure to repair sidewalk <sup>8</sup>	up to \$250
Sidewalk bench violation <sup>9</sup>	up to \$100
Failure to remove street bench after permit termination <sup>10</sup>	\$ 25
Flood hazard violation <sup>11</sup>	up to \$1,000
Access management violation <sup>12</sup>	up to \$250
Right-of-way encroachment <sup>13</sup>	up to \$250
Erosion control violation <sup>14</sup>	up to \$300
Unpermitted tree cutting in the public right-of-way <sup>15</sup>	\$ 1,000

---

<sup>1</sup> Ord. #1970, adopted 2007

<sup>2</sup> Ord. #1814, adopted 1997, and Ord. #2011, adopted 2010.

<sup>3</sup> Ord. #2011, adopted 2010.

<sup>4</sup> Ord. #1707, adopted 1991.

<sup>5</sup> Ord. #1503, adopted 1981, and Ord. #1405, adopted 1978.

<sup>6</sup> Ord. #1999, adopted 2009.

<sup>7</sup> Ord. #1679, adopted 1990.

<sup>8</sup> Ord. #1697, adopted 1991.

<sup>9</sup> Ord. #1503, adopted 1981, and Ord. #1289, adopted 1974.

<sup>10</sup> Ord. #1289, adopted 1974.

<sup>11</sup> Ord. #1983, adopted 2008, and Ord. #1899, adopted 2002.

<sup>12</sup> Ord. #2004 adopted 2009.

<sup>13</sup> Ord. #2004 adopted 2009, and Ord. #1866 adopted 2000.

<sup>14</sup> Ord. #1899 adopted 2002.

<sup>15</sup> (Title 16) Ord. #1836, adopted 1998.

## Section 15: Violations of the Municipal Code

### Police Penalties

No active alarm permit on file for property (when dispatched)	\$ 25
Weapon discharge violation <sup>1</sup>	up to \$750
Public consumption of alcohol <sup>2</sup>	up to \$250
Failure to pay Fire and Emergency Services Fee <sup>3</sup>	up to \$300
Security Alarm Violation <sup>4</sup>	Maximum \$ 500
Traffic violation penalty <sup>5</sup>	At least 50% of maximum under Oregon Statute

### Planning Penalties

Violation of Sign Ordinance <sup>6</sup>	up to \$100
Violation of Land Division Ordinance <sup>7</sup>	\$200
Violation of Zoning Ordinance <sup>8</sup>	up to \$200

### Utility Penalties

Low income utility rate violation <sup>9</sup>	up to \$200
Water, wastewater, or storm system regulation violation <sup>10</sup>	\$ 25 to \$500
Sewer violation <sup>11</sup>	Maximum \$500
Fats, oils, and grease violation <sup>12</sup>	Maximum \$500

### Business Registration Penalties

Violation of business registration requirements <sup>13</sup>	up to \$200
Violation of "Milwaukie Junk Dealers, Secondhand Dealers, Pawnbrokers and Transient Merchants Ordinance" <sup>14</sup>	up to \$300

---

<sup>1</sup> Ord. #1515, adopted 1982.

<sup>2</sup> Ord. #1746, adopted 1993.

<sup>3</sup> Ord. #1767, adopted 1994, and Ord. #1764, adopted 1994.

<sup>4</sup> Ord. #1568, adopted 1984.

<sup>5</sup> Ord. #1922, adopted 2003.

<sup>6</sup> (Title 14) Ord. #1965, adopted 2006, and Ord. #1733, adopted 1993.

<sup>7</sup> (Title 17) Ord. #1907, adopted 2002.

<sup>8</sup> (Title 19) Ord. #2025, adopted 2011.

<sup>9</sup> Ord. #1424, adopted 1979.


<sup>10</sup> Ord. #1418, adopted 1978, Ord. #1548, adopted 1986 and Ord. #1755, adopted 1994.

<sup>11</sup> Ord. #1548, adopted 1983.

<sup>12</sup> Ord. #1990, adopted 2008, Ord. #1985, adopted 2008, and Ord. #1972, adopted 2007.

<sup>13</sup> Ord. #1863, adopted 1999, and Ord. #1349, adopted 1976.

<sup>14</sup> Ord. #1552, adopted 1983.



**City of Milwaukie  
10722 SE Main St  
Milwaukie, OR 97222**

**503-786-7555**

<http://www.milwaukieoregon.gov/finance>