

RESOLUTION NO. 10-28

**A RESOLUTION ADOPTING NEW BUILDING AND ELECTRICAL FEES FOR THE
INSTALLATION OF SOLAR PHOTOVOLTAIC SYSTEMS**

WHEREAS, the State of Oregon has mandated for enforcement and adoption of the Oregon Solar Installation Specialty Code; and

WHEREAS, Section 107.3.1 of the Oregon Solar Installation Specialty Code mandates that a flat fee be established for installations that meet the requirements of Section 305.4 of the Oregon Solar Installation Specialty Code; and

WHEREAS, the City of Oregon City is authorized by Oregon City Municipal Code Section 15.04.015 to revise fees charged under the Oregon State Specialty Codes; and

WHEREAS, Section 103.2 of the Oregon Solar Installation Specialty Code and Oregon Administrative Rules 918-309 provide that separate electrical permits and fees shall be assessed; and

WHEREAS, new electrical fees for the installation of solar photovoltaic systems have been established by Clackamas County; and

WHEREAS, Resolution Nos. 01-10 and 01-11 with Clackamas County state that the amount charged by the City for the Electrical permits shall be based on the County permit fee schedule; and


WHEREAS this proposal has followed the required procedures specified by the State of Oregon Building Codes Division; and

WHEREAS, the City of Oregon City notified interested parties of the proposed fee increases and no verbal or written opposition was received.

NOW, THEREFORE, OREGON CITY RESOLVES AS FOLLOWS:


The attached schedule of fees marked Exhibit "A" and incorporated by reference herein, is hereby adopted as the fee schedule for the City of Oregon City, effective November 3, 2010.

Approved and adopted at a regular meeting of the City Commission held on the 3rd day of November 2010.




ALICE NORRIS, Mayor

Attested to this 3rd day of November 2010



Nancy Ide, City Recorder

Approved as to legal sufficiency:



City Attorney

Table 1-A Building Permit Fees

TOTAL VALUATION	FEE
\$1.00 to \$500.00	\$40.00
\$501.00 to \$2,000.00	\$40.00 for the first \$500.00 plus \$2.81 for each additional \$100.00 or fraction thereof, to and including \$2,000.00
\$2,001.00 to \$25,000.00	\$72.19 for the first \$2,000.00 plus \$11.25 for each additional \$1,000.00, or fraction thereof, to and including \$25,000.00
\$25,000.00 to \$50,000.00	\$328.13 for the first \$25,000.00 plus \$8.44 for each additional \$1,000.00, or fraction thereof, to and including \$50,000.00
\$50,000.00 to \$100,000.00	\$536.25 for the first \$50,000.00 plus \$5.63 for each additional \$1,000.00, or fraction thereof, to and including \$100,000.00
\$100,000.00 and up	\$811.88 for the first \$100,000.00 plus \$5.63 for each additional \$1,000.00, or fraction thereof.
Other Inspections and Fees	
1. Inspections outside of normal business hours (minimum charge—two hours)	\$90.00 per hour
2. Re-inspection fees assessed under provisions of Section 108.8	\$75.00 each
3. Inspections for which no fee is specifically indicated (minimum charge—one-half hour)	\$ 75.00 per hour
4. Additional plan review required by changes, additions or revisions to approved plans. (minimum charge—one hour)	\$75.00 per hour
5. Manufactured dwelling set up fee	\$312.00
6. Change in occupancy	\$ 90.00
7. Temporary Certificate of Occupancy Fee	
Commercial (for 30 days)	\$250.00
Single Family Residence (for 30 days)	\$50.00
8. Deferred Submittal fee:	\$250.00 +
10% of the building permit fee using the value of the particular Deferred Submittal portion or portions of the project with a minimum fee of \$300.00	
9. Phased Permit fee:	\$250.00+
10% of the total project building permit fee not to exceed \$1,500 for each phase with a minimum fee of \$300.00.	
10. Solar Photovoltaic system	Flat \$225
When conforming to Conventional provisions as provided in section 305.4 Of Oregon Solar Photovoltaic Specialty code. This includes one field inspection, any needed re-inspection(s) may be assessed a re-inspection fee.	



OREGON CITY

Electrical Application

221 Molalla Avenue, Suite 200 - Oregon City, OR 97045
Phone: 503-722-3789 - Fax: 503-722-3880

Permit #:	
Date:	Receipt:
Bldg Permit #:	

TYPE OF WORK	
<input type="checkbox"/> New construction	<input type="checkbox"/> Addition/alteration/replacement
<input type="checkbox"/> Demolition	<input type="checkbox"/> Other:
CATEGORY OF CONSTRUCTION	
<input type="checkbox"/> 1- and 2-family dwelling	<input type="checkbox"/> Commercial/industrial
<input type="checkbox"/> Multi-family	<input type="checkbox"/> Master builder
<input type="checkbox"/> Accessory building	
<input type="checkbox"/> Other:	
JOB SITE INFORMATION AND LOCATION	
Job no.:	Job address:
City/State/ZIP:	
Suite/bldg./apt. no.:	Project name:
Cross street/directions to job site:	
Subdivision:	Lot no.:
Tax map/parcel no.:	
DESCRIPTION OF WORK	
<input type="checkbox"/> PROPERTY OWNER	<input type="checkbox"/> TENANT
Name:	
Address:	
City/State/ZIP:	
Phone: ()	Fax: ()
Owner installation: This installation is being made on property that I own, which is not intended for sale, lease, rent, or exchange. (ORS 479.541(1) and 479.560(1))	
Owner signature: _____ Date: _____	
<input type="checkbox"/> APPLICANT	<input type="checkbox"/> CONTACT PERSON
Business name:	
Contact name:	
Address:	
City/State/ZIP:	
Phone: ()	Fax: ()
E-mail:	
CONTRACTOR	
Business name:	
Address:	
City/State/ZIP:	
Phone: ()	Fax: ()
Lic. no.:	CCB lic. no.:
Supervising electrician signature, required:	
Print name:	Date:
Authorized signature:	
Print name:	Date:

PLAN REVIEW				
<input type="checkbox"/> Fire Pump	<input type="checkbox"/> Building over 3 stories			
<input type="checkbox"/> Emergency system	<input type="checkbox"/> Service or fdr 600 amps or over			
<input type="checkbox"/> Addition of new motor load of 100hp or more	<input type="checkbox"/> Comm-use agricultural buildings			
<input type="checkbox"/> Health Care Facilities	<input type="checkbox"/> Install of 75 KVA or larger separately derived system			
<input type="checkbox"/> Hazardous locations	<input type="checkbox"/> A, E, I-2, I-3 occupancies			
<input type="checkbox"/> Recreational vehicle parks	<input type="checkbox"/> Service of feeder 400 amps or more where the available fault current exceeds 10k amps at 150 volts or less to ground, or exceeds 14k amps for all other installs			
<input type="checkbox"/> Marinas and boatyards				
<input type="checkbox"/> Floating buildings				
<input type="checkbox"/> Six or more residential units				
<input type="checkbox"/> Supply over 600 volts nominal				
FEE SCHEDULE (MINIMUM \$85.00 FEE)				
Description	Qty.	Fee	Total	*
New residential single- or multi-family dwelling unit. Includes attached garage.				
1,000 sq. ft. or less		223.00		4
Ea. add'l 500 sq. ft. or portion		45.00		
Limited energy, residential		90.00		2
Limited energy, multi-family		90.00		2
Services or feeders installation, alteration, and/or relocation				
200 amps or less		133.00		2
201 amps to 400 amps		176.00		2
401 amps to 600 amps		265.00		2
601 amps to 1,000 amps		398.00		2
Over 1,000 amps or volts		729.00		2
Temporary services or feeders installation, alteration, and/or relocation				
200 amps or less		78.00		2
201 amps to 400 amps		165.00		2
401 amps to 600 amps		223.00		2
Branch circuits - new, alteration, or extension, per panel				
A. Fee for branch circuits <i>with</i> above service or feeder fee		10.00		2
B. Fee for branch circuits <i>without</i> service or feeder fee, first branch circuit		74.00		2
Each add'l branch circuit		10.00		
Miscellaneous (service or feeder not included)				
Each manufactured or modular dwelling, service and/or feeder		90.00		2
Reconnect only		90.00		1
Pump or irrigation circle		90.00		2
Sign or Signal lighting		90.00		2
Renewable energy 5 kva or less		119.00		2
Renewable energy 5.01 to 15 kva		140.00		2
Renewable energy over 15 kva		231.00		2
Each additional inspection over allowable in any of the above				
Per inspection		85.00		
Investigation fee				
Other:				
ELECTRICAL PERMIT FEES				
Subtotal				
Minimum Permit Fee				
Plan review (25% of permit fee)				
State surcharge (12% of permit fee)				
TOTAL PERMIT FEE				

This permit application expires if a permit is not obtained within 180 days after it has been accepted as complete

* Number of inspections allowed per permit. Effective 07/10



Plumbing Application
CITY OF OREGON CITY

PO Box 3040 Oregon City, OR 97045 503-722-3789

Permit #:	
Date:	Receipt#:
Bldg Permit #:	

TYPE OF WORK	
<input type="checkbox"/> New construction	<input type="checkbox"/> Demolition
<input type="checkbox"/> Addition/alteration/replacement	<input type="checkbox"/> Other:
CATEGORY OF CONSTRUCTION	
<input type="checkbox"/> 1- and 2-family dwelling	<input type="checkbox"/> Commercial/industrial
<input type="checkbox"/> Accessory building	<input type="checkbox"/> Multi-family
JOB SITE INFORMATION AND LOCATION	
Job site address:	
City/State/ZIP:	
Suite/bldg./apt. no.:	Project name:
Cross street/directions to job site:	
Subdivision:	Lot no.:
Tax map/parcel no.:	
DESCRIPTION OF WORK	
PROPERTY OWNER	
Name:	
Address:	
City/State/ZIP:	
Phone: ()	Fax: ()
Owner Installation: This installation is being made on the property that I own, which is not for sale, lease, rent, or exchange	
Owner Signature:	
PROPERTY APPLICANT	
Business name:	
Contact name:	
Address:	
City/State/ZIP:	
Phone: ()	Fax: ()
E-mail:	
CONTRACTOR	
Business name:	
Address:	
City/State/ZIP:	
Phone: ()	Fax: ()
CCB lic.:	Lic. no.:

Authorized
signature:

Print name:

Date:

PERMIT SCHEDULE - MINIMUM SCHEDULE			
For special information use checklist.			
Description	Qty.	Ea.	Total
New 1- 2-family dwellings (includes 100 ft. for each utility connection)			
SFR (1) bath		387.00	
SFR (2) bath		446.00	
SFR (3) bath		494.00	
Each additional bath/kitchen		45.00	
Fire sprinkler (sq. ft.)		**	
Site utilities			
Catch basin or area drain		16.00	
Drywell, leach line, or trench drain		16.00	
Footing drain (no. linear ft.)		**	
Manufactured home utilities		65.00	
Manholes		16.00	
Rain drain connector		**	
Sanitary sewer (no. linear ft.)		**	
Storm sewer (no. linear ft.)		**	
Water service (no. linear ft.)		**	
Fixture or Item			
Absorption valve		16.00	
Backflow preventer		16.00	
Backwater valve		16.00	
Clothes washer		16.00	
Dishwasher		16.00	
Drinking fountain		16.00	
Ejectors/sump		16.00	
Expansion tank		16.00	
Fixture/sewer cap		16.00	
Floor drain/floor sink/hub		16.00	
Garbage disposal		16.00	
Hose bib		16.00	
Ice maker		16.00	
Interceptor/grease trap		16.00	
Medical gas (value: \$)		**	
Primer		**	
Roof drain (commercial)		**	
Sink/basin/lavatory		16.00	
Tub/shower/shower pan		16.00	
Urinal		16.00	
Water closet		16.00	
Water heater		16.00	
Other:		**	
Other:		**	
Subtotal			
Minimum permit fee			
Plan review (50% of permit fee)			
State surcharge (12% of permit fee)			
TOTAL PERMIT FEE			

This permit application expires if a permit is not obtained within
180 days after it has been accepted as complete.

* Fee methodology set by Tri-County Building Industry Service Board
** See back of form for schedule

Fee Schedule for Plumbing Permit Application Oregon City

New 1-and-2- Family dwelling bath packages include rainwater disposal system, including leaders and drains to approved disposal area, plumbing fixtures or waste discharging devices, including drain, waste and vent piping, water piping, hot water heaters, the first 100 ft of water service and sanitary sewer line and the under floor low point drain.

Footing drain (no. lin. Ft.)

Not applicable in Clackamas County

Residential Fire Suppression and Medical Gas Installation

Rain drain connector

Residential & Duplex

94.00

¼ package (2 or less downspouts)

47.00

Sanitary Sewer

150 ft. or less total length

75.00

Over 150 ft total length the first 50 ft.

57.00

Each additional 100ft or portion thereof

38.00

Storm Sewer

First 50 ft. or less

57.00

Each add'l 100ft or portion thereof

38.00

Water Service

First 50 ft. or less

45.00

Each add'l 100ft or portion thereof

30.00

Primer(s)

1 to 5

16.00

Additional over 5

2.00

Roof Drain (commercial)

Leader or Conductor

10.00

Other

House moves (not including storm or sanitary sewer, or water service inspection)

47.00

Prefabricated commercial structures
(not including storm or sanitary sewer,
or water service inspection)

94.00

Plan Review

Commercial only = 50% of the plumbing permit fee

A. Multi-purpose or Continuous Loop fire suppression systems (fees based on area of the home to be covered by the system)

0 sq. ft. to 2000 sq. ft.

\$ 87.00

2,001 sq. ft. to 3,600 sq. ft.

\$129.00

3,601 sq. ft. to 7,200 sq. ft.

\$164.00

over 7200 sq. ft.

\$200.00

Note: Stand Alone Systems are permitted under a separate building permits. However, a plumbing permit for a backflow prevention device may be required.

B. Medical Gas Installation Fees

(Based on Valuation)

\$0 to \$5,000 \$100.00 each

\$5,001 to \$10,000 \$100.00

plus \$1.50 for each additional \$100
over \$5,000

\$10,001 to \$100,000 \$175.00

plus \$10.20 for each additional

\$1,000 over \$10,000

\$100,000 and above \$1,093.00

plus \$7.00 for each additional

\$1,000 over 100,000

Does not include plan review fees.

Minimum Permit Fee:

For the conventional plumbing, the minimum fee is \$65.00 or the sum of the items on the fee schedule, whichever is greater. For fire or medical, see above.

COMMERCIAL MECHANICAL PERMIT FEES (BASED ON VALUATION)	
\$52.25 MINIMUM PERMIT FEE	
TOTAL VALUATION	FEE
\$1.00 to \$5,000.00	\$52.25
\$5,001.00 to \$10,000.00	\$52.25 for the first \$5,000 plus \$1.60 for each additional \$100.00 or fraction thereof, to and including \$10,000.00
\$10,000.00 to \$100,000.00	\$198.60 for the first \$10,000 plus \$10.70 for each additional \$1,000 or fraction thereof, to and including \$100,000.00
\$100,000.00 and up	\$1,166.00 for the first \$100,000 plus \$5.10 for each additional \$1,000, or fraction thereof
Other Inspections and Fees:	
1. Plan Review Fee	25% of Permit Fee
2. State Surcharge	12% of Permit Fee
3. Inspections outside of normal business hours	\$90.00 per hour (minimum charge – two hours)
4. Reinspection fees assessed under provisions of Section 108.8 ...	\$75.00 each
5. Inspections for which no fee is specifically indicated	\$75.00 per hour (minimum charge one-hour)
6. Additional plan review required by changes, additions or revisions to approved plan (minimum one hour)	\$75.00 per hour

RESIDENTIAL MECHANICAL PERMIT FEES

PERMIT ISSUANCE		
1.	For the issuance of a permit.	\$52.25
UNIT FEE SCHEDULE		
1.	For the installation or relocation of each furnace, including ducts and vents attached to such appliance	\$16.00
2.	Gas Heat Pump or Air Conditioning unit	\$16.00
3.	Duct work	\$12.00
4.	Hydronic hot water system	\$12.00
5.	For the installation, relocation or replacement of each appliance vent installed and not part of an appliance permit.	\$8.00
6.	For the installation or relocation of each residential boiler (radiator or hydronic)	\$16.00
7.	Unit Heaters(fuel-type, not electric),in wall, in duct, suspended, ect	\$16.00
8.	Water Heater	\$12.00
9.	Gas Fireplace	\$20.00
10.	Gas Log Lighter	\$20.00
11.	Wood/Pellet Stove	\$20.00
12.	Wood fireplace/insert	\$20.00
13.	Chimney/liner/flue/vent only	\$8.00
14.	For each ventilation fan connected to a single duct.	\$8.00
15.	For each ventilation system which is not a portion of any heating or air conditioning system authorized by a permit.	\$6.00
16.	For the installation of each Range Hood, including ducts	\$12.00
17.	Clothes Dryer exhaust	\$8.00
18.	Attic/crawlspace fans	\$8.00
19.	Fuel-gas piping shall be as follows: For each gas-piping system of one to four outlets. For each additional outlet.	\$5.00 \$1.50
PLAN REVIEW FEE SHALL BE 25% OF MECHANICAL PERMIT FEE		
	Inspection outside normal business hours(per hour).	\$90.00
	Reinspection fee	\$75.00
	Inspection fee for which no fee is specifically indicated (per hour).	\$75.00
	Additional plan review required by changes, additions or revisions (per hour, ½ hr min.)	\$75.00
NOTE: 12% STATE SURCHARGE SHALL APPLY TO TOTAL PERMIT AND HOURLY FEES.		