



# City of Oregon City

625 Center Street  
Oregon City, OR 97045  
503-657-0891

## Meeting Agenda Planning Commission

---

Monday, October 22, 2012

7:00 PM

Commission Chambers

---

1. **Call to Order**

2. **Approval of the Minutes**

- a [12-188](#) Adoption of June 25, 2012 Planning Commission Minutes

**Staff:** Tony Konkol

**Attachments:** [Planning Commission Minutes 6.25.2012 Draft](#)

2. **Public Comments**

3. **Adjournment**

4. **Worksession with Natural Resources Committee**

- a [12-186](#) Worksession Item - Update on Heritage Tree and Grove Code

**Staff:** Tony Konkol and Pete Walter

**Attachments:** [Staff Report](#)

[Lake Oswego Heritage Tree Code](#)

[WEST LINN MUNICIPAL CODE - Heritage Trees](#)

[Clackamas County Heritage Tree Process](#)

[NRC Edits to Heritage Code](#)

- b [12-185](#) Worksession Item - Oregon City Street Tree List

**Staff:** Tony Konkol and Pete Walter

**Attachments:** [Staff Report](#)

[OCMC 12.08 Public and Street Trees](#)

[Ord. 98-14](#)

[Current Oregon City Street Tree List](#)

[City of Gresham Street Tree List](#)

[Lake Oswego Right tree in the Right Place](#)

[Gresham Tree Care Guidelines](#)

---

*Public Comments: The following guidelines are given for citizens presenting information or raising issues relevant to the City but not listed on the agenda.*

- *Complete a Comment Card prior to the meeting and submit it to the staff member.*
- *When the Chair calls your name, proceed to the speaker table and state your name and city of residence into the microphone.*
- *Each speaker is given 3 minutes to speak. To assist in tracking your speaking time, refer to the timer at the dais.*
- *As a general practice, Oregon City Officers do not engage in discussion with those making comments.*

*Agenda Posted at City Hall, Pioneer Community Center, Library, and City Web site([oregon-city.legistar.com](http://oregon-city.legistar.com)).*

*Video Streaming & Broadcasts: The meeting is streamed live on Oregon City's Web site at [www.orcity.org](http://www.orcity.org) and is available on demand following the meeting.*

*ADA: City Hall is wheelchair accessible with entry ramps and handicapped parking located on the east side of the building. Hearing devices may be requested from the City staff member prior to the meeting. Disabled individuals requiring other assistance must make their request known 48 hours preceding the meeting by contacting the City Recorder's Office at 503-657-0891.*



# City of Oregon City

625 Center Street  
Oregon City, OR 97045  
503-657-0891

## Staff Report

File Number: 12-188

---

**Agenda Date:** 10/22/2012

**Status:** Agenda Ready

**To:** Planning Commission

**Agenda #:** a

**From:** Tony Konkol

**File Type:** Minutes

Adoption of June 25, 2012 Planning Commission Minutes

**RECOMMENDED ACTION (Motion):**

Adopt the minutes of the June 25, 2012 Planning Commission meeting.



# City of Oregon City

625 Center Street  
Oregon City, OR 97045  
503-657-0891

## Staff Report

File Number: 12-186

**Agenda Date:**

**Status:** Agenda Ready

**To:** Planning Commission

**Agenda #:** a

**From:** Tony Konkol and Pete Walter

**File Type:** Report

### **SUBJECT:**

Worksession Item - Update on Heritage Tree and Grove Code

### **RECOMMENDED ACTION (Motion):**

Discuss with the Natural Resources Committee possible improvements to the Heritage Tree and Grove Code (OCMC 12.08.040).

### **BACKGROUND:**

The Natural Resources Committee, with assistance from staff, is contemplating possible revisions to the existing heritage tree and grove code to clarify it's intent, definitions and procedures for designation. To this end, the NRC would like input from the Planning Commission.

The current code language was based on the Lake Oswego Heritage Tree Code and was adopted in 2008. For discussion purposes, the Lake Oswego, West Linn, Clackamas County, and current Oregon City codes are attached, along with some first attempts at revisions to Oregon City's code by NRC members.

To date, with input from the NRC, the City Commission has approved two heritage tree nominations on private property, denied one heritage tree nomination on public ROW, and has not reached a decision on a fourth, public nomination.

Staff will provide further details at the worksession.

### **BUDGET IMPACT:**

Amount:

FY(s):

Funding Source:



## **Article 55.06 Heritage Trees.**

### **Sections:**

- 55.06.010 Purpose; Definition.
- 55.06.020 Nomination.
- 55.06.030 Review Process.
- 55.06.040 Protection of Heritage Trees.
- 55.06.050 Recognition of Heritage Trees.
- 55.06.060 Removal of Heritage Tree Designation.

### **55.06.010 Purpose; Definition.**

1. The purpose of LOC Article 55.06 is to recognize, foster appreciation and provide for voluntary protection of Heritage Trees.
2. For the purpose of this Article, a "Heritage Tree" is a tree or stand of trees that is of landmark importance due to age, size, species, horticultural quality or historic importance.  
(Ord. No. 2159, Enacted, 11/04/97)

### **55.06.020 Nomination.**

1. Any person may nominate a particular tree or trees as a Heritage Tree. If the proposed Heritage Tree is located on property other than City property or public right-of-way under City or County jurisdiction, the nomination shall be submitted by the property owner or accompanied by the property owner's written consent. If the proposed Heritage Tree is located on City property or public right-of-way under City or County jurisdiction, the nomination shall be submitted to the City Manager or County Administrator, as appropriate; if the nomination is consented to by the City or County, the City Manager or County Administrator shall submit the nomination to the Natural Resources Advisory Board (NRAB) pursuant to LOC 55.06.030.
2. Nomination shall be made on such form as required by the City Manager. The nomination form shall include a narrative explaining why the tree qualifies for Heritage Tree status pursuant to the description in LOC 55.06.010 and the written consent of the property owner as described in subsection (1) of this section.  
(Ord. No. 2159, Enacted, 11/04/97) (Ord. 2289, Amended, 06/05/2001)

### **55.06.030 Review Process.**

1. The NRAB shall review all Heritage Trees nominations at a public meeting. Notice of the meeting shall be provided to the nominating applicant, the property owner (unless the nominated tree is located on public right-of-way under City or County jurisdiction, in which event notice shall be given to the respective City Manager or County Administrator) and the Chair of any recognized neighborhood association in which the tree is located.
2. Staff shall prepare a report for the NRAB analyzing whether the tree complies with the requirements for designation.

3. After considering the staff report and any testimony by interested persons, the NRAB shall vote on the nomination. The NRAB may designate a tree as a Heritage Tree if the Board determines that the following criteria are met:

- a. The tree or stand of trees is of landmark importance due to age, size, species, horticultural quality or historic importance; and
- b. The tree is not irreparably damaged, diseased, hazardous or unsafe, or the applicant is willing to have the tree treated by an arborist and the treatment will alleviate the damage, disease or hazard;

4. Following approval of the nomination by the NRAB:

- a. If the tree is located on private property, the designation shall be complete upon the Property Owner's execution of a covenant running with the land suitable for recordation by the City. The covenant shall describe the subject property, generally describe the location of the heritage tree, and covenant that the tree is protected as a "Heritage Tree" by the City of Lake Oswego and is therefore subject to special protection as provided in LOC Chapter 55.

- b. If the tree is located on public right-of-way, the designation shall be complete upon the Staff's listing of the tree on the City Heritage Tree records.

5. If the tree is located on the public right-of-way, the City or County, as appropriate, shall condition any future Property Owner-requested vacation of the public right-of-way upon the execution of a covenant in accordance with section (4) above, which shall be recorded by the City upon the vacation of the right-of-way. (Ord. No. 2159, Enacted, 11/04/97). (Ord. 2289, Amended, 06/05/2001)

#### **55.06.040 Protection of Heritage Trees.**

1. Unless the tree qualifies for a dead or hazard tree removal permit, a permit to remove a designated Heritage Tree shall be processed as a Type II Tree Removal Permit subject to the criteria contained in LOC 55.02.080, as modified by subsection (2) of this section.

2. If an application to remove a Heritage Tree is sought pursuant to LOC 55.02.080 the applicant shall demonstrate that the burden imposed on the property owner, or, if the tree is located within the public right-of-way under City or County jurisdiction, then the burden imposed on the respective City or County by the continued presence of the tree outweighs the public benefit provided by the tree in order to comply with 55.02.080 (3). For the purposes of making this determination, the following tree impacts shall not be considered unreasonable burdens on the property owner, or if appropriate, the City or County:

- a. View obstruction;
- b. Routine pruning, leaf raking and other maintenance activities; and
- c. Infrastructure impacts or tree hazards that can be controlled or avoided by appropriate pruning or maintenance.

3. Unless the permit is to remove a dead or hazard tree pursuant to LOC 55.02.042 (3) or (4), the applicant to remove a heritage tree shall be required to mitigate for the loss of the tree pursuant to LOC 55.02.084.

4. Any person who removes a Heritage Tree in violation of LOC Article 55.06 shall be subject to the penalties provided in LOC 55.02.130. In addition, the violator

shall be subject to double the enforcement fee established pursuant to LOC 55.02.130(3).

(Ord. No. 2159, Enacted, 11/04/97) (Ord. 2289, Amended, 06/05/2001; Ord. 2260, Amended, 09/05/2000)

#### **55.06.050 Recognition of Heritage Trees.**

1. A Heritage Tree plaque shall be designed and may be furnished by the City to the property owner, or if the tree is in the public right-of-way, to the appropriate City or County official, of a designated Heritage Tree. The City may charge a fee to cover the costs of the providing the plaque. The plaque shall be posted at a location at or near the tree and, if feasible, visible from a public right-of-way.

2. The Planning Department shall maintain a list and map of designated Heritage Trees.

(Ord. No. 2159, Enacted, 11/04/97) (Ord. 2289, Amended, 06/05/2001)

#### **55.06.060 Removal of Heritage Tree Designation.**

A Heritage Tree shall be removed from designation if it dies or is removed pursuant to LOC 55.06.040. If removed from private property, the City shall record a document extinguishing the covenant.

(Ord. No. 2159, Enacted, 11/04/97) (Ord. 2289, Amended, 06/05/2001)

**CITY OF WEST LINN MUNICIPAL CODE – Excerpt from <http://westlinnoregon.gov/general/west-linn-municipal-code>**

**8.710 Heritage Trees.**

1. Heritage trees shall be those trees designated by the City Council following review of a nomination form submitted by a citizen and accepted, in writing, by the property owner. If a proposed Heritage Tree is on private property, the property owner must give written consent to the Heritage Tree Application before such application can proceed. The written consent of the property owner shall include provisions for the City to have reasonable access to the tree for maintenance and such necessary pruning as is required. It shall also be expressly understood that the Heritage Tree designation, once approved by the City Council, shall be an encumbrance on the property containing the Heritage Tree and shall be listed as a deed restriction. Such legal costs associated with this provision shall be borne by the City.

2. The following criteria shall be used:

Minimum circumference at 5 feet above ground level = point value 5

Rapid growing (Douglas Fir, Giant Sequoia, etc.) - 138"

Moderate growing (Oregon White Oak, Scarlet Oak) - 107"

Slow and smaller growing (Ginkgo, Madrone) - 86"

Location factor point values:

- 6 Commercial areas
- 5 Yard adjacent to street
- 4 Side yard
- 3 Wooded lot within subdivision
- 1 Forested area

Condition factor point values:

- 5 Excellent - perfect form, little or no dead wood, all limbs have good attachments, no sign of decay
- 4 Very good - good form, multi-leaders, but with good attachments, 10% or less large dead wood
- 2 Good - unbalanced or incomplete crown, tight limb angles, 15% - 20% larger dead wood

- 1 Poor - evidence of some decay, 20%-30% larger dead wood, history of being topped
- 0 Very poor - structurally unsound, extensive decay, dieback, poor form, unbalanced or greatly reduced crown.

Historical factor is determined by the tree's relative historic significance. Historic significance may be determined by the tree's association with historic or famous events, the cultural history of the nation, state, community or person or persons who have significantly contributed to the history of the nation, state or community. Local historians may be called upon for research assistance for this category. Point values:

- 5 Very significant
- 4 Significant
- 3 Somewhat significant
- 2 Marginally significant
- 1 Not significant

Formula: size x location x condition x historical factor = heritage tree points

Trees shall accumulate a minimum of 180 points to receive consideration as a heritage tree.

- 3. Upon a tree being designated as a Heritage Tree, a plaque so designating may be placed upon or near said tree. It shall become the obligation of the Parks and Recreation Department to maintain such tree. A Heritage Tree may not be removed without a public hearing at least 30 days prior to the proposed date of removal.
- 4. This section is intended to give, and does hereby give full and complete authority to the City Manager over any and all heritage trees in the City upon written consent of private property owners.

[Section 8.710 added by Ordinance No. 1503, adopted May 5, 2004; Section 8.710 amended by Ordinance No. 1542, adopted November 27, 2006.]

# Heritage Tree Nomination Form





## Unincorporated Clackamas County

Is there a special tree/s on your property, in your neighborhood or along Clackamas County's scenic byways or other public lands that may qualify to be nominated as a **Clackamas County Heritage Tree**?

The Clackamas County Heritage Tree Program was established to recognize the importance of trees to our communities and their contributions to our history. Designation as a Clackamas County Heritage Tree is intended to encourage land owners and land managers to retain and protect these trees as part of our heritage.

The purpose of this program is to foster the stewardship and maintenance of these significant heritage trees for the preservation and enjoyment of future generations. Trees are nominated only at the consent of property owners and there are no regulatory restrictions associated with this designation.

A **Heritage Tree/s** must fit one or more of the following categories:

-  Specimen: A tree of exceptional size, form or rarity, or horticultural value
-  Historic: A tree recognized by virtue of its age, or its association with or contribution to a historic structure or district or with a noted person or historic event
-  Landmark: Trees that are a prominent identifying feature of a community
-  Collection: Trees in a notable grove, avenue or other planting

Once the nomination is received, the tree(s) will be inspected by a certified arborist advisor to the Clackamas County Historic Review Board. If criteria are met, the nomination request will be forwarded to the Clackamas County Historic Review Board for consideration. Heritage Trees are designated annually and property owners will be notified for recognition and appreciation by the Clackamas County Board of County Commissioners.

Anyone may nominate a tree for recognition. The owner's approval and signature on this application is needed to merit designation as a Clackamas County Heritage Tree. To nominate a tree, **fill out all portions of this form** and return to the Clackamas County Planning Department, 150 Beaver Creek Road, Oregon City, OR 97045. Phone: 503-742-4335 or 503-742-4400.

1. **PERSON NOMINATING TREE:**  
(if other than nominator):

\_\_\_\_\_  
**Name**

\_\_\_\_\_  
**Address**

\_\_\_\_\_  
**Phone (Day)**

\_\_\_\_\_  
**Email**

**PROPERTY OWNER'S NAME**

\_\_\_\_\_  
**Name**

\_\_\_\_\_  
**Address**

\_\_\_\_\_  
**Phone (Day)**

\_\_\_\_\_  
**Email**

\_\_\_\_\_  
**Signature of property owner giving approval of nomination**

\_\_\_\_\_  
**Date**

2. **LOCATION OF TREE**

Check one:

**Single tree** \_\_\_\_\_ **Stand of trees** \_\_\_\_\_ If stand, how many: \_\_\_\_\_

The tree is located on:

**Public property** \_\_\_\_\_ **Public right-of-way** \_\_\_\_\_ **Private land** \_\_\_\_\_

\_\_\_\_\_  
**Address of property where tree is located:**

3. **NAME OF TREE (S)**

Tree Species

**Common Name:** \_\_\_\_\_ **Botanical Name:** \_\_\_\_\_

4. **PHYSICAL DESCRIPTION**

**Approximate age** of tree (cite how you estimate age): \_\_\_\_\_

**Date planted** (if known): \_\_\_\_\_

**Circumference** of tree at 4.5 feet above the ground: \_\_\_\_\_

**Height:** \_\_\_\_\_

**Canopy spread:** \_\_\_\_\_

**Any other Noteworthy Features:**

\_\_\_\_\_

**Health and Condition**

Are there any known problems with the tree (disease, structural conditions, requires corrective pruning? Yes\_\_\_\_\_ No\_\_\_\_\_ If yes, please describe:

---

---

5. **History and Significance of the Tree:** Provide a brief factual account of the history of the tree or group of trees. Include all-important dates, people, events, and legends, activities associated with the tree(s). List who planted the tree(s) and when (if known). Explain the historical or other significance of the tree(s) to the community and Clackamas County. Explain why this tree should be considered for designation as a Heritage Tree. Please site sources if any.
- 
- 
- 
- 
- 
- 

6. **Supporting Documentation:** Send photographs of the tree(s) and surrounding area. Copies of historic photographs are encouraged. Attach additional pages or materials as desired.
7. **Site Map:** Use the space below to provide a description or sketch a site map of the approximate location of the tree or stand of trees on the site. Please attach another sheet of paper if necessary to provide other detailed information.



## 12.08.040 - Heritage Trees and Groves<sup>[M2]</sup>.

A. Purpose. Certain trees, because of their age, species, natural resource value, ecological or historical association, are of special importance to the city. These trees may live on private or public property.

1. The purpose of this chapter is to recognize, foster appreciation and provide for voluntary protection of Heritage Trees.

2. In particular, the following trees ~~are~~ shall be considered significant, and therefore will be eligible for heritage tree nomination in Oregon City, if they meet the minimum size requirements of the table below:

Tree Eligibility based on Size

Species	Common Name	Size (d.b.h)
Quercus garryana	Oregon white oak	8"
Pseudotsuga menziesii	Douglas-fir	18
Thuja plicata	Western red cedar	12"
Pinus ponderosa	Ponderosa pine	12"
<del>Taxus</del> brevifolia	Western yew	6"
Other <del>deciduous and broadleaf horticultural</del> tree species		20"
Other <del>evergreen and</del> conifer trees		18

## B. Recommendation.

1. Any citizen may recommend tree(s) to be designated as a Heritage Tree or ~~Grove~~<sup>[M5]</sup>. If the proposed Heritage Tree or ~~Grove~~<sup>[M6]</sup> is located on property other than city property or public right-of-way under city jurisdiction, the recommendation shall be submitted by the property owner or accompanied by the property owner's written consent. If the proposed Heritage Tree or ~~Grove~~ is located on city property or public right-of-way under city jurisdiction, the recommendation shall be submitted to the community development director; if the recommendation is consented to by the city, the community development director shall submit the recommendation to the city commission.

2. Recommendation shall be made on such form as required by the community development director. The recommendation form shall include a narrative explaining why the tree qualifies for Heritage Tree or Grove status pursuant to the definition in subsection 1.7 and the written consent of the property owner as described in subsection 1.7 of this section.

## C. Review Process.

1. The city commission shall review all Heritage Trees and ~~Grove~~ recommendations forwarded to them by the Natural Resources Committee at a public meeting. Notice of the meeting shall be provided to the general public, the recommending applicant, the property owner (unless the recommended tree or grove is located on public right-of-way under city jurisdiction,

in which event notice shall be given to the community development director), the chair of any recognized neighborhood association in which the tree or grove is located, and the parks and recreation advisory committee (PRAC), if applicable.

2. Staff shall prepare a report for the city commission analyzing whether the tree or grove complies with the requirements for designation.

3. After considering any recommendations by city committees, the staff report and any testimony by interested persons, the city commission shall vote on the recommendation.

4. Following approval by the city commission:

a. If the tree or grove is located on private property, the designation shall be complete upon the property owner's execution of a covenant running with the land suitable for recordation by the city. The covenant shall describe the subject property, generally describe the location of the heritage tree or grove, and covenant that the tree or grove is protected as a "Heritage Tree" or "Heritage Grove" by the City of Oregon City and is therefore subject to special protection as provided in this Title.

b. If the tree or grove is located on public right-of-way, the designation shall be complete upon the Staff's listing of the tree or grove on the city Heritage Tree and Grove records.

c. If the tree or grove is located on the public right-of-way, the city shall condition any future property owner-requested vacation of the public right-of-way upon the execution of a covenant in accordance with subsection a., above, which shall be recorded by the city upon the vacation of the right-of-way.

#### D. Criteria.

1. The city commission may designate a tree or grove as a Heritage Tree or Heritage Grove if the commission determines that the following criteria are met:

a. The tree or grove is of landmark importance to the City of Oregon City due to age, size, species, horticultural<sup>[M7]</sup> or ecological quality, or historic importance; or

b. It is listed as a State Heritage Tree, as designated by the state division of forest resources; or

c. It is a rare, threatened or endangered species as defined in the document<sup>[M8]</sup> "2010-rte-book.pdf", available at orbic.pdx.edu/documents/2010-rte-book.pdf, or provides a habitat for rare species, rare threatened or endangered species as defined in the document "2010-rte-book.pdf" of plants, animals or birds; and

d. The tree is not irreparably damaged, diseased, hazardous or unsafe, or the applicant is willing to have the tree treated by an arborist and the treatment will alleviate the damage, disease or hazard;

#### E. Protection of Heritage Trees and Groves.

1. No Heritage Tree or Grove may be removed, topped, or otherwise altered unless permitted by this section.
2. An application to remove a Heritage Tree or Grove shall demonstrate that the burden imposed on the property owner, or, if the tree is located within the public right-of-way under city jurisdiction, then the burden imposed on the city by the continued presence of the tree outweighs the public benefit provided by the tree. For the purposes of making this determination, the following tree impacts shall not be considered unreasonable burdens on the property owner, or if appropriate, the city:
  - a. View obstruction;
  - b. Routine pruning, leaf raking and other maintenance activities; and
  - c. Infrastructure impacts or tree hazards that can be controlled or avoided by appropriate pruning or maintenance.
3. Unless the tree is permitted to be removed due to poor health or hazard pursuant to Section 12.08.042, the applicant shall be required to mitigate for the loss of the tree pursuant to Table 12.08.04235.
4. Any person who removes a Heritage Tree or Grove in violation of this chapter shall be subject to the penalties provided in this chapter.

F. Recognition of Heritage Trees and Groves.

1. A Heritage Tree plaque may be designed and furnished by the city to the property owner, or if the tree is in the public right-of-way, to the appropriate city official, of a designated Heritage Tree or Grove. The city may charge a fee to cover the costs of the providing the plaque. The plaque shall be posted at a location at or near the tree or grove and, if feasible, visible from a public right-of-way.
2. The community development director shall maintain a list and map of designated Heritage Trees and Groves.

G. Removal of Heritage Tree or Grove Designation.

1. A Heritage Tree or Grove may be removed from designation if it dies or is removed pursuant to this chapter. If removed from private property, the city shall record a document extinguishing the covenant.

(Ord. No. 08-1014, 7-1-2009)

12.08.045 - Gifts and funding. The City of Oregon City may accept gifts, which are specifically designated for the purpose of planting or maintaining trees within the city. the community development director may allow a fee in-lieu of planting the tree(s) to be placed into a city fund dedicated to planting trees in Oregon City. The community development director may determine the type, caliper and species of the trees purchased with the fund. The cost of each tree

may be adjusted annually based upon current market prices for materials and labor as calculated by the community development director. A separate fund shall be established and maintained for revenues and expenditures created by activities specified in this chapter. The ~~N~~<sup>R</sup>Natural Resources ~~C~~<sup>E</sup>Committee shall have authority on behalf of the city to seek grants and alternative funding for tree projects. Funds from such grant awards shall be administered by the city pursuant to this section.

(Ord. No. 08-1014, 7-1-2009)

12.08.050 - Violation—Penalty. The violation of any provision of this chapter shall be constitute a civil infraction, subject to code enforcement procedures of [Chapter 1.16](#) and/or [Chapter 1.20](#).

(Ord. No. 08-1014, 7-1-2009)

#### FOOTNOTE(S):

<sup>(7)</sup> **Editor's note**— Ord. No. 08-1014, adopted Jul. 1, 2009, repealed Chapter 12.08 in its entirety and enacted new provisions to read as herein set out. Prior to amendment, Chapter 12.08 pertained to Community Forest and Street Trees. See Ordinance Disposition List for derivation. [\(Back\)](#)

17.04.1355 - ~~Tree~~, Grove/Tree group.

"Tree, ~~Grove~~/Tree ~~group~~<sup>stand</sup>" means a stand of ~~more than one~~<sup>three or more</sup> trees ~~separated by no more than twenty feet~~<sup>who together create a mutual canopy continuous over eighty or more percent of the area within the boundaries of the proposed Heritage Tree Stand</sup>.

(Ord. No. 08-1014, §§ 1—3(Exhs. 1—3), 7-1-2009)

17.04.1365 - Tree (or Grove), Heritage. (Also commonly known as a "Heritage Tree" or "Grove".)

"Heritage Tree" or "Grove" means a tree or group of trees that have been designated by the city as having unique importance, and subject to the Heritage Tree Regulations of Section 12.08.050. ~~Where~~ a grouping of two or more Heritage Trees is separated by no more than twenty feet on a property or properties, the term Heritage Grove may be used.

(Ord. No. 08-1014, §§ 1—3(Exhs. 1—3), 7-1-2009)

17.04.1370 - Tree, imminent hazard.

~~"~~<sup>"</sup>Imminent hazard tree" means a hazardous tree as defined in [ORS] section 3.0010 — all or more than thirty percent of which has already fallen or is estimated to fall within seventy-two hours into the public right-of-way or onto a target that cannot be protected, restricted, moved, or

removed. (See also Tree, Hazard.) Determination of Imminent Hazard is made by the City of Oregon City Public Works or Emergency Personnel, a PGE forester, or a consulting arborist as defined in [ORS] section 3.0010. (See "Arborist, Consulting".)

(Ord. No. 08-1014, §§ 1—3(Exhs. 1—3), 7-1-2009)

17.04.1380 - Tree (or ~~Grove~~Tree Stand), native.

"Native Tree" or "~~Grove~~Native Tree Stand" refers to a regulated native tree or groves of trees that are found on the Oregon City Native Plant List. Significant native trees are those that contribute to the landscape character of the area and include Douglas fir, cedar, redwood, sequoia, oak, ash, birch, and maple. Significant native trees are typically suitable for retention next to streets and are not of a species that would likely create a public nuisance, hazard, or maintenance problem.

(Ord. No. 08-1014, §§ 1—3(Exhs. 1—3), 7-1-2009)

17.04.1385 - Tree (or Tree Stand), ornamental.

"Ornamental tree" means for purposes of tree removal, any tree (including shade trees) that originated as nursery stock as opposed to native trees that originated at the site prior to development. (Ord. No. 08-1014, §§ 1—3(Exhs. 1—3), 7-1-2009)



# City of Oregon City

625 Center Street  
Oregon City, OR 97045  
503-657-0891

## Staff Report

File Number: 12-185

**Agenda Date:** 10/22/2012

**Status:** Agenda Ready

**To:** Planning Commission

**Agenda #:** b

**From:** Tony Konkol and Pete Walter

**File Type:** Report

### **SUBJECT:**

Worksession Item - Oregon City Street Tree List

### **RECOMMENDED ACTION (Motion):**

Discuss with the NRC possible amendments to the Oregon City Street Tree List (attached).

### **BACKGROUND:**

Updates are needed to keep the Oregon City Street Tree List current to reflect the greater variety of available tree species and planting conditions that may occur in the public right-of-way. Updating the Street Tree List regularly helps to assure the "Right Tree in the Right Place", avoids unnecessary removal of trees due to expensive damage to sidewalks and curbs, and maximizes the life span of trees in the public right-of-way so that they can provide the maximum variety of benefits to the city's streets.

With the exception of the removal of *Acer platanoides* (various varieties of Norway maple) from the list, the city's street tree list has not been substantially altered since it was adopted by Ord. 98-14 in 1998 (attached).

The NRC Tree Subcommittee has the task of reviewing the street tree list on a regular basis and recommending changes as necessary. Erik Carr, certified arborist and Urban Conservation Specialist with the Clackamas Soil and Water Conservation District, is the Tree Sub-Committee chair, and has provided invaluable assistance reviewing some of the information that is attached to this staff report, including the Lake Oswego "Right Tree for the Right Place" list as well as the excellent document produced by the City of Gresham (attached), titled "Requirements for pruning, removing and replacing trees in residential neighborhoods". Although Oregon city has similar documents, these documents are laid out in a user-friendly format that can be readily adapted for use by Oregon City residents.

Staff will provide an update on this work at the work session. For discussion purposes, the Lake Oswego and Gresham tree lists and guidelines are provided for review.

### **BUDGET IMPACT:**

Amount:

FY(s):

Funding Source:



## RECOMMENDED STREET TREES FOR PLANTING IN 3' TO 4' PLANTING STRIPS

TREE SPECIES	HEIGHT SPREAD	STRUCTURE	FOLIAGE	FLOWERS, FRUIT, OTHER SPECIAL INTEREST
<b>Trident Maple</b> <i>Acer buergeranum</i>	25' 20'	Oval to Round	Glossy green turning yellow orange red	Exfoliating bark, adaptable to varied conditions
<b>Vine Maple</b> <i>Acer circinatum</i>	25' 10'	Upright Spreading	Medium green turning bright orange and red	Northwest native maple, open delicate form, thrives in shade
<b>Amur Maple</b> <i>Acer ginnala</i>	20' 20'	Upright Round	Green turning yellow to scarlet red	Small fragrant flowers followed by winged fruit
<b>Rocky Mountain Glow Maple</b> <i>Acer grandidentatum</i>	25' 15'	Oval	Dark green turning	Requires well drained soil bright red
<b>Paperbark Maple</b> <i>Acer griseum</i>	30' 20'	Round	Green w/silver under, bright red orange in fall	Interesting cinnamon brown under exfoliating bark
<del><b>Crimson Sentry Norway Maple</b> <i>Acer platanoides</i></del>	<del>25' 12'</del>	<del>Upright</del>	<del>Red turning maroon to bronze in fall</del>	<del>Smaller than most Norway maple cultivars</del>
<b>Pyramidal Serviceberry</b> <i>Amelanchier canadensis pyramidalis</i>	30' 20'	Very Upright	Dark green turning brilliant red and orange	White flowers in spring, dark purple fruit attract birds
<b>Allegheny Serviceberry</b> <i>Amelanchier laevis</i>	25' 15'	Upright and Oval	Green turning orange in fall	White flowers in spring, blue purple fruit attract birds
<b>Lavelle Hawthorne</b> <i>Crataegus x lavelle</i>	30' 20'	Upright	Dark glossy green turning bronze red	White flowers, red persistent fruit
<b>Crimson Cloud Hawthorn</b> <i>Crataegus laevigata "Crimson Cloud"</i>	25' 18'	Oval	Glossy green	Flowers are bright red with white center, bright red fruit
<b>Columnar Hawthorn</b> <i>Crataegus monogyna "Stricta"</i>	30' 10'	Tightly Upright	Green turning yellow	White flowers, small clusters of red fruit
<b>Flowering Ash</b> <i>Fraxinus ornus</i>	30' 25'	Pyramidal to Round	Medium green turning yellow	Fragrant creamy white flowers
<b>Golden Desert Ash</b> <i>Fraxinus oxycarpa aureopolia</i>	20' 18'	Round, Compact	Green turns golden early	Unusual gold colored bark
<b>Goldenrain Tree</b> <i>Koelreuteria paniculata</i>	30' 20'	Round, Open	Green turning yellow	Yellow flowers in summer, brown persistent fruits, tolerant of poor conditions



## RECOMMENDED STREET TREES FOR PLANTING IN 3' TO 4' PLANTING STRIPS

TREE SPECIES	HEIGHT SPREAD	STRUCTURE	FOLIAGE	FLOWERS, FRUIT, OTHER SPECIAL INTEREST
<b>Newport Plum</b> <i>Prunus cerasifera</i>	20' 20'	Oval to Round	Purplish Red	Single pink flowers
<b>Japanese Tree Lilac</b> <i>Syringa reticulata</i>	25' 15'	Pyramidal	Green	White panicles and yellow brown fruit
<b>Skyrocket Oak</b> <i>Quercus robur "Fastigiata"</i>	45' 15'	Fastigate	Dark green turning yellow brown	Interesting oak for very narrow spaces

## RECOMMENDED STREET TREES FOR PLANTING IN 4 ½' TO 5 ½' PLANTING STRIPS

TREE SPECIES	HEIGHT SPREAD	STRUCTURE	FOLIAGE	FLOWERS, FRUIT, OTHER SPECIAL INTEREST
<b>Queen Elizabeth Hedge Maple</b> <i>Acer campestre</i> "Queen Elizabeth"	35' 30'	Upright, Oval	Dark green turning yellow	
<b>Paperbark Maple</b> <i>Acer griseum</i>	30' 20'	Round	Green w/silver under, bright red orange in fall	Interesting cinnamon brown under exfoliating bark
<del><b>Cleveland II Norway Maple</b></del> <del><i>Acer platanoides</i> "Cleveland"</del>	<del>40'</del> <del>25'</del>	<del>Upright</del>	<del>Medium green turning bright yellow</del>	
<del><b>Parkway Norway Maple</b></del> <del><i>Acer platanoides</i></del>	<del>40'</del> <del>25'</del>	<del>Oval</del>	<del>Dark green turning yellow</del>	<del>Good central leader</del>
<del><b>Variegated Norway Maple</b></del> <del><i>Acer platanoides</i></del>	<del>35'</del> <del>25'</del>	<del>Broadly Oval</del>	<del>Light green with white margins</del>	
<del><b>Columnar Norway Maple - Compact</b></del> <del><i>Acer platanoides</i></del>	<del>35'</del> <del>15'</del>	<del>Fastigiate</del>	<del>Dark green turning yellow</del>	<del>Ascending branches, good for very narrow spaces</del>
<del><b>Olmsted Columnar Norway Maple</b></del> <del><i>Acer platanoides</i></del>	<del>40'</del> <del>20'</del>	<del>Upright</del>	<del>Dark green turning yellow</del>	<del>Also good for narrow spaces</del>
<b>Armstrong Red Maple</b> <i>Acer rubrum</i> "Gerling"	45' 15'	Fastigiate	Light green turning yellow orange red	
<b>Gerling Red Maple</b> <i>Acer rubrum</i> "Gerling"	35' 20'	Pyramidal	Green turning orange red	
<del><b>Pacific Sunset Maple</b></del> <del><i>Acer truncatum</i> x <i>A. Platanoides</i> "Warrenred"</del>	<del>30'</del> <del>25'</del>	<del>Upright</del>	<del>Dark green turning orange red</del>	
<b>Pyramidal European Hornbeam</b> <i>Carpinus betulas</i> "Fastigiata"	35' 20'	Dense, Upright, Pyramid to Oval	Dark green turning yellow	Retains leaves into winter, small hard nutlets in clusters
<b>Chinese Dogwood</b> <i>Cornus kousa chinensis</i>	30' 30'	Round	Green turning red	White flowers and red pink fruit
<b>Lavelle Hawthorne</b> <i>Crataegus x lavelle</i>	30' 20'	Upright	Dark glossy green turning bronze red	White flowers, red persistent fruit
<b>Flowering Ash</b> <i>Fraxinus ornus</i>	30' 25'	Pyramidal to Round	Medium green turning yellow	Fragrant creamy white flowers

## RECOMMENDED STREET TREES FOR PLANTING IN 4 ½' TO 5 ½' PLANTING STRIPS

TREE SPECIES	HEIGHT SPREAD	STRUCTURE	FOLIAGE	FLOWERS, FRUIT, OTHER SPECIAL INTEREST
<b>Sarasota Ginko</b> <i>Ginko biloba</i> "Sarasota"	30' 30'	Round	Greenish gold turning yellow	
<b>Magnolia Kobus</b> <i>Magnolia kobus</i>	30' 20'	Round	Dark Green	Deciduous with large white flowers early
<b>American Hornbeam</b> <i>Ostrya virginiana</i>	35' 25'	Oval	Medium green turning yellow	Male catkins visible in winter, greenish white nutlets
<b>Columnar Sargent Cherry</b> <i>Prunus sargentii</i> 'Columnaris'	35' 15'	Columnar	Green turning orange red	Deep pink flowers
<b>Capital Pear</b> <i>Pyrus calleryana</i> 'Capital'	35' 12'	Columnar	Medium green turning reddish purple	White flowers in clusters, good for narrow spaces
<b>Chanticleer Pear</b> <i>Pyrus calleryana</i> 'Glens Form'	40' 15'	Pyramidal	Glossy green turning orange red	White flowers in clusters, good for narrow spaces
<b>Skyrocket Oak</b> <i>Quercus robur</i> 'Fastigiata'	45' 15'	Fastigate	Dark green turning yellow brown	Interesting oak for very narrow spaces
<b>Japanese Stewartia</b> <i>Stewartia Pseudocamellia</i>	40' 20'	Pyramidal	Dark green turning dark red	White camellia like flowers, mottled bark
<b>Chacneller Linden</b> <i>Tillia cordata</i> 'Chancole'	45' 20'	Pyramidal, upright	Dark green turning yellow	Yellow fragrant flowers attractive to bees

## RECOMMENDED STREET TREES FOR PLANTING IN 6' TO 8' PARKING STRIPS

TREE SPECIES	HEIGHT SPREAD	STRUCTURE	FOLIAGE	FLOWERS, FRUIT, OTHER SPECIAL INTEREST
<del>Crimson King Norway Maple</del> <del><i>Acer platanoides</i> 'Crimson King'</del>	<del>40'</del> <del>35'</del>	<del>Round</del>	<del>Deep purple turning reddish orange</del>	
<del>Emerald Queen Norway Maple</del> <del><i>Acer platanoides</i> 'Emerald Queen'</del>	<del>50'</del> <del>40'</del>	<del>Oval, dense</del>	<del>Dark green to bright yellow</del>	
<del>Superform Maple</del> <del><i>Acer platanoides</i> 'Superform'</del>	<del>45'</del> <del>40'</del>	<del>Oval</del>	<del>Medium green turning yellow</del>	
<del>Globe Norway Maple</del> <del><i>Acer platanoides globosum</i></del>	<del>15'</del> <del>18'</del>	<del>Round</del>	<del>Medium green turning yellow</del>	<del>Appropriate for under power lines</del>
Embers Red Maple <i>Acer rubrum</i> 'Embers'	40' 35'	Open	Green turning bright red	
Red Sunset Maple <i>Acer rubrum</i> 'Franksred'	45' 35'	Broad Oval	Dark green turning red orange	
October Glory Maple <i>Acer rubrum</i> 'October Glory'	40' 35'	Broad Oval	Medium green turning red to purple	
Globe Sugar Maple <i>Acer saccharum</i>	15' 20'	Round	Medium green to yellow and orange	Appropriate for under power lines
European Hornbeam <i>Carpinus betulus</i>	50' 35'	Oval to Round	Dark green to golden yellow	Holds leaves into winter
Hackberry <i>Celtis occidentalis</i>	40' 30'	Oval	Dark green turning yellow	
Katsura Tree <i>Cercidiphyllum japonicum</i>	40' 35'	Oval	Blue green turning yellow scarlet	
Tricolor Beech <i>Fagus sylecatica</i> 'Roseo-Marginata'	40' 30'	Broad Oval	Purple with light pink border	
Autumn Purple Ash <i>Fraxinus americana</i> 'Autumn Purple'	45' 40'	Round	Green turning red and purple	
Skyline Ash <i>Fraxinus americana</i> 'Skycole'	45' 35'	Oval	Medium green turning orange red	

## RECOMMENDED STREET TREES FOR PLANTING IN 6' TO 8' PARKING STRIPS

TREE SPECIES	HEIGHT SPREAD	STRUCTURE	FOLIAGE	FLOWERS, FRUIT, OTHER SPECIAL INTEREST
<b>Marshall Ash</b> <i>Fraxinus pennsylvanica</i> 'Marshall'	50' 40'	Broad Oval	Dark glossy green turning bright yellow	
<b>Urbanite Ash</b> <i>Fraxinus pennsylvanica</i> 'Urbanite'	50' 40'	Broad pyramidal	Lustrous green turning bronze	
<b>Saratoga Ginko</b> <i>Ginko biloba</i> 'Saratoga'	30' 30'	Round	Green gold to yellow	
<b>Shademaster Honeylocust</b> <i>Gleditsia triacanthos</i> 'Shademaster'	45' 35'	Vase	Dark green turning yellow	
<b>Skyline Honeylocust</b> <i>Gleditsia triacanthos</i> 'Skyline'	50' 30'	Broad pyramidal	Medium green turning golden	
<b>Magnolia Kobus</b> <i>Magnolia kobus</i>	40' 30'	Round	Dark green	Evergreen leaves and flowers
<b>Royal Burgandy Cherry</b> <i>Prunus serrulata</i> 'Royal Burgandy'	30' 20'	Vase	Purple red to red and orange	Pink flowers
<b>Scarlet Oak</b> <i>Querus coccinea</i>	50' 40'	Broad Oval	Glossy green turning scarlet	
<b>Skymaster Oak</b> <i>Quercus robur</i> 'Pyramich'	50' 25'	Pyramidal	Dark green turning yellow	
<b>Glenleven Linden</b> <i>Tilia cordata</i> 'Glenleven'	45' 30'	Pyramidal	Medium green turning yellow	
<b>Halka Zelkova</b> <i>Zelkova serrata</i> 'Halka'	45' 30'	Vase	Medium green turning yellow	

## RECOMMENDED STREET TREES FOR PLANTING IN 8 ½' AND LARGER PARKING STRIPS

TREE SPECIES	HEIGHT SPREAD	STRUCTURE	FOLIAGE	FLOWERS, FRUIT, OTHER SPECIAL INTEREST
<b>Schwedler Norway Maple</b> <i>Acer plantanoides 'Schwedleri'</i>	50' 45'	Round	Green turning yellow	
<b>Globe Norway Maple</b> <i>Acer platanoides globosum</i>	15' 18'	Round	Medium green turning yellow	
<b>Sycamore Maple</b> <i>Acer pseudoplatanus</i>	60' 50'	Wide spread	Green turning yellow	
<b>Wineleaf Sycamore Maple</b> <i>Acer pseudoplatanus 'Spaithi'</i>	30' 50'	Pyramidal	Dark green	
<b>Red Maple</b> <i>Acer rubrum</i>	60' 50'	Oval	Medium green turning orange red	
<b>Sugar Maple</b> <i>Acer saccharum</i>	60' 45'	Oval	Green turning bright yellow to orange	
<b>Red Horsechestnut</b> <i>Aesculus x carnea 'Briotii'</i>	60' 45'	Round	Dark green turning yellow	Red flowers
<b>Globe Serviceberry</b> <i>Amelanchierr canadensis oblongifolia</i>	60' 40'	Round	Green turning bright yellow red	White flowers
<b>Catalpa</b> <i>Catalpa speciosa</i>	75' 50'	Round	Green turning yellow	White flowers
<b>Katsura Tree</b> <i>Cercidiphyllum japonicum</i>	40' 35'	Oval	Blue green turning yellow to scarlet	
<b>Red Bud</b> <i>Cercis canadensis</i>	20' 25'	Open spreading	Medium green turning yellow	Pink flowers
<b>Purple Rivers Beech</b> <i>Fagus sylvatica 'Riversi'</i>	60' 40'	Oval	Deep purple turning bronze	
<b>Tricolor Beech</b> <i>Fagus slyvatica 'Roseo-Marginata'</i>	40' 30'	Broad Oval	Purple with light pink border	
<b>Flame Ash</b> <i>Fraxinus oxycarpa 'Flame'</i>	35' 30'	Round	Green turning purple and red	

## RECOMMENDED STREET TREES FOR PLANTING IN 8 ½' AND LARGER PARKING STRIPS

TREE SPECIES	HEIGHT SPREAD	STRUCTURE	FOLIAGE	FLOWERS, FRUIT, OTHER SPECIAL INTEREST
<b>Urbanite Ash</b> <i>Fraxinus pennsylvanica 'Urbanite'</i>	50' 40'	Broad pyramidal	Lustrous green turning bronze	
<b>Summit Ash</b> <i>Fraxinus pennsylvanica lanceolata</i>	45' 25'	Pyramidal	Medium green turning yellow	
<b>Saratogo Ginko</b> <i>Ginko biloba 'Saratoga'</i>	30' 30'	Round	Green gold to yellow	
<b>Halka Honeylocust</b> <i>Gledisia triacanthos 'Christie'</i>	55' 40'	Upright	Green turning yellow	
<b>Kentucky Coffee Tree</b> <i>Gymnocladus dioicus</i>	70' 40'	Open	Green	
<b>Moraine Sweetgum</b> <i>Liquidambar styraciflua 'Moraine'</i>	60' 30'	Oval	Dark green turning red purple	
<b>Sourwood</b> <i>Oxydendrum arboreum</i>	50' 25'	Pyramidal	Green to brilliant scarlet	White flowers
<b>Yoshino Cherry</b> <i>Prunus xyedoensis</i>	30' 30'	Spreading	Green turning yellow	Pink or white flowers
<b>Scarlet Oak</b> <i>Quercus coccinea</i>	50' 40'	Broad oval	Glossy green turning scarlet	
<b>Red Oak</b> <i>Quercus rubra</i>	70' 50'	Round	Green turning red	
<b>Halka Zelkova</b> <i>Zelkova serrata 'Halka'</i>	45' 30'	Vase	Medium green turning yellow	

## RECOMMENDED STREET TREES FOR PLANTING UNDER POWER LINES

TREE SPECIES	HEIGHT SPREAD	STRUCTURE	FOLIAGE	FLOWERS, FRUIT, OTHER SPECIAL INTEREST
<b>Amur Maple</b> <i>Acer ginnala</i>	20' 20'	Round	Medium green turning orange to scarlet red	Bright red, winged fruit
<b>Hedge Maple</b> <i>Acer campestre</i>	30-35' 30'	Round to oval	Dark green turning yellow	Corky bark that is striking in winter
<b>Japanese Maple</b> <i>Acer palmatum</i>	25' 25'	Upright, low branching	Green, yellow or red turning scarlet, orange or yellow	
<b>Paperbark Maple</b> <i>Acer griseum</i>	25' 20'	Narrow to rounded	Dark green above, silvery below turning brilliant red	Cinnamon-brown bark peels away in paper-thin strips
<b>Vine Maple</b> <i>Acer circinatum</i>	25' 10'	Upright, spreading	Medium green turning orange to bright red	Winged fruit resembling bow ties, thrives in shade
<b>Eastern Redbud</b> <i>Cercis canadensis</i>	25-35' 25-30'	Round	Rich green, heart shaped turning yellow	Small rosy pink flowers with 4-6" dried pods
<b>Flowering Dogwood</b> <i>Cornus florida</i>	20' 20-25'	Upright	Bright green, lighter underside turning glowing	Small clusters before leaves appear in May
<b>Japanese Dogwood</b> <i>Cornus kousa</i>	15-25' 25'	Vine shaped	Lustrous medium green turning yellow to scarlet	Small clusters with raspberry like fruit, blooms later than most
<b>Washington Hawthorn</b> <i>Crataegus phanenopyrum</i>	30' 25'	Broad, rounded	Glossy deep green turning orange, scarlet or purple	White cluster flowers, bright glossy red fruit
<b>Lavelle Hawthorn</b> <i>Crataegus x lacvallel</i>	20-30' 20'	Upright, open	Glossy green turning bronze to copper red	White cluster flowers, showy orange-red fruit
<b>Globe-headed European Ash</b> <i>Fraxinus excelsior globosum</i>	20' 12-15'	Rounded	Dark green, dense	
<b>Flowering Ash</b> <i>Fraxinus ornus</i>	25-30' 20-30'	Pyramidal to rounded	Luxuriant, medium green turning lavender and yellow	Fragrant white fluffy flowers with seed clusters
<b>Golden Desert Ash</b> <i>Fraxinus oxycarpa aureopolia</i>	20' 18'	Rounded	Open green turning gold (July on)	Small lacy look leaf
<b>Goldenrain Tree</b> <i>Koelreuteria paniculata</i>	20-35' 10-20'	Open	Bladder shaped capsule	Small yellow cluster flower, buff to brown pods



## RECOMMENDED STREET TREES FOR PLANTING UNDER POWER LINES

TREE SPECIES	HEIGHT SPREAD	STRUCTURE	FOLIAGE	FLOWERS, FRUIT, OTHER SPECIAL INTEREST
<b>Golden Chain Tree</b> <i>Laburnum x waterii</i>	12-15' 15'	Upright, oval to round	Dark, glossy green	Yellow, pea-like chain flowers, small pea pods, seeds are poisonous
<b>Flowering Crabapple</b> <i>Malus</i>	25' 20-25'	Upright, rounded or weeping	Red or green often turning yellow	White, pink or red flowers; red, yellow or green fruit; Recommended varieties: Adirondack, Prairie Fire, Profusion, Red Jewel, Sargent, Springshow, Strawberry
<b>Flowering Cherry</b> <i>Prunus</i>	20-25' 20-25'	Vase to rounded	Bronze; green in summer turning yellows and red	Fragrant pink or white flowers; Recommended varieties: Akebono, Autumnalis, Mt. Fuji, Shirofugen, Tai Haku, Whitcomb's, Yoshino
<b>Flower Pear 'Cleveland Select'</b> <i>Pyrus calleryana</i>	30-35' 20'	Horizontal	Glossy, dark green turning wine red to scarlet	White cluster flowers, early bloomer
<b>Japanese Snowbell</b> <i>Styrax japonica</i>	20-30' 25'	Rounded, horizontal	Dark green turning yellow to red	Faintly fragrant white, bell-shaped flowers
<b>Japanese Tree Lilac</b> <i>Syringa reliculata</i>	30' 20-25'	Rounded to oval	Dark green	Large, pyramidal, creamy-white cluster flowers; reddish-brown bark turns gray with age

# City of Gresham Approved Street Trees

X's indicate applicable categories.



Latin Name	Common Name	Remarks	Mature Height	Canopy Spread	Permitted Under Power Lines	Not Permitted Between Sidewalk & Curb	Native	Permitted on Green Streets	Not Permitted in High Wind Areas
<b>Trees for a 2.5 feet to 4 feet Planting Strip</b>									
Acer grandidentatum 'Schmidt'	Rocky Mountain Glow™ Maple	Oval habit. Dark green foliage turns bright red in fall.	25 feet	15 feet	X				
Acer griseum	Paperbark Maple	Upright spreading, rounded crown. Trifoliate dark green foliage. Red fall color. Year round interest.	25 feet	20 feet	X				
Acer palmatum 'Sango Kaku'	Sango Kaku Japanese Maple	Upright habit with bright medium green foliage and gold fall color.	18 feet	14 feet	X	X			
Acer palmatum 'Butterfly'	Butterfly Japanese Maple	Stiffly upright in habit. Variegated cream and light green foliage with magenta tint in fall.	12 feet	6 feet	X	X			
Amelanchier laevis	Allegheny Serviceberry	Upright oval in habit. Green foliage. White clusters, flowers. Orange fall color. Purple blue fruit. <b>Tree form only.</b>	25 feet	15 feet	X	X			
Cornus nuttalli x cornus florida	Eddies White Wonder Dogwood	Dense horizontal drooping habit. Good fall color. White flowers.	40 feet	15 feet	X	X			
Crataegus laevigata 'Crimson Cloud'	Crimson Cloud Hawthorn	Oval habit. Glossy green leaves. Bright red flower with white center. Bright red fruit. Virtually thornless.	25 feet	18 feet	X				
Malus 'Centurion'	Centurion Crabapple	Oval habit. Purple to bronze foliage in summer. Flower is rose-red. Bright red fruit.	20 feet	15 feet	X	X			
Malus 'Adirondack'	Adirondack Crabapple	Densely upright in an inverted cone. Medium green foliage. White flower bright red fruit.	18 feet	10 feet	X				
Malus baccata 'Columnaris'	Columnar Siberian Crabapple	Columnar habit. White flower, yellow-red fruit.	30 feet	10 feet	X				
Malus 'Jewelcole'	Red Jewel™ Crabapple	Upright pyramidal. Green foliage. White foliage. Red fruit, very persistent through the winter.	15 feet	12 feet	X	X			
Malus 'Prairie Fire'	Prairie Fire Crabapple	Upright, spreading, rounded form with purple to reddish green foliage. Excellent disease resistance. Long lasting pinkish red flowers and small red fruit.	20 feet	20 feet	X	X			
Malus 'Red Barron'	Red Barron Crabapple	Columnar habit. Reddish-purple leaves becoming bronze-green. Dark red flower. Dark red, 1/2" fruit.	18 feet	8 feet	X	X			
Malus tschonoskii	Tschonoskii Crabapple	Oval habit. Dark green foliage turns orange, red and purple in fall. Sparse yellow-green fruit.	30 feet	15 feet	X				
Prunus x bilireana	Blireiana Plum	Globe-shaped habit. Foliage is reddish purple or green turning reddish-bronze in fall. Bright pink flower.	20 feet	20 feet	X	X			
Pyrus calleryana 'Chanticleer'	Cleveland Select Pear (Chanticleer)	Upright, pyramidal in habit. Glossy green foliage. White flowers. Purplish-red foliage in fall.	30 feet	20 feet	X				
Styrax japonicus	Japanese Snowbell	Rounded shape. Covered in June with pure white, bell-shaped flowers. Beautiful small tree.	25 feet	25 feet	X	X			

If you wish to use a tree that is not listed, the replacement must be approved by the City of Gresham Development Planning staff (503-618-2780).

Approved 4/14/2008

# City of Gresham Approved Street Trees

X's indicate applicable categories.



Latin Name	Common Name	Remarks	Mature Height	Canopy Spread	Permitted Under Power Lines	Not Permitted Between Sidewalk & Curb	Native	Permitted on Green Streets	Not Permitted in High Wind Areas
<b>Trees for a 2.5 feet to 4 feet Planting Strip (Cont'd)</b>									
Styrax obassia	Fragrant Snowbell Tree	Slender tree with very large leaves that are dull, fuzzy, and rounded. Drooping white flower clusters 4-8" long.	35 feet	25 feet	<b>X</b>	<b>X</b>			
Syringa reticulata	Japanese Tree Lilac	Upright, spreading in habit. Green foliage. White panicle, flower. <b>Tree form only.</b>	20 feet	15 feet	<b>X</b>				
Syringa reticulata 'Ivory Silk'	Ivory Silk Tree Lilac	Upright spreading, in habit. Green foliage. White panicle flower.	20 feet	15 feet	<b>X</b>	<b>X</b>			

If you wish to use a tree that is not listed, the replacement must be approved by the City of Gresham Development Planning staff (503-618-2780).

Approved 4/14/2008

# City of Gresham Approved Street Trees

X's indicate applicable categories.



Latin Name	Common Name	Remarks	Mature Height	Canopy Spread	Permitted Under Power Lines	Not Permitted Between Sidewalk & Curb	Native	Permitted on Green Streets	Not Permitted in High Wind Areas
<b>Trees for a 4 feet to 6 feet Planting Strip</b>									
Acer buergeranum	Trident Maple	Oval habit. Dark green foliage turns yellow and orange in fall.	25 feet	20 feet	X				
Acer campestre	Hedge Maple	Globe-shaped habit. Dark green foliage becomes yellow in fall. Should not be planted within 5 city blocks (1/4 mi.) of greenway or natural area. May seed itself.	30 feet	25 feet	X	X			
Acer campestre 'Evelyn'	Queen Elizabeth™ Maple	Upright in habit-Dark green foliage. Yellow fall color.	35 feet	30 feet					
Acer ginnala	Amur Maple	Globe-shaped habit. Green foliage turns yellow, orange or red in fall.	20 feet	20 feet	X	X			
Acer grandidentatum	Rocky mountain™ Glow Maple	Oval in habit. Dark green foliage. Orange-yellow fall color.	25 feet	15 feet	X				
Acer griseum	Paperbark Maple	Upright, rounded habit. Foliage green with silver undersides, becoming bright red-orange in fall. Reddish, peeling, paper-thin bark.	25 feet	20 feet	X				
Acer palmatum 'Butterfly'	Butterfly Japanese Maple	Stiffly upright in habit. Variegated cream and light green foliage, magenta tinted in fall.	12 feet	6 feet		X			
Acer palmatum 'Sango Kaku'	Sango Kaku Japanese Maple	Upright in habit. Bright medium green foliage. Gold fall color.	18 feet	14 feet		X			
Acer platanoides 'Cleveland'	Cleveland Norway Maple	Oval habit. Dark green foliage becomes bright yellow in fall. Should not be planted within 5 city blocks (1/4 mi.) of greenway or natural area. May seed itself.	40 feet	30 feet					
Acer platanoides 'Columnare'	Columnar Norway Maple	Narrow upright. Yellow flowers and fall color. Shallow roots. Should not be planted within 5 city blocks (1/4 mi.) of greenway or natural area. May seed itself.	35 feet	15 feet					
Acer platanoides 'Crimson Sentry '	Crimson Sentry Norway Maple	Very upright and dense in habit. Red foliage. Maroon to reddish bronze fall color. Should not be planted within 5 city blocks (1/4 mi.) of greenway or natural area. May seed itself.	25 feet	12 feet	X				
Acer platanoides 'Olmstead+A55'	Olmstead Maple	Dense shade and surface roots interfere with lawn. Similar to 'Columnare'. Can be used in limited space.	40 feet	20 feet					
Acer platanoides 'Ezestre'	Easy Street™ Maple	Pyramidal to narrow oval. Dark green foliage. Yellow fall color.	40 feet	20 feet					
Acer platanoides 'Superform'	Superform Maple	Round in habit. Medium green foliage. Yellow fall color.	45 feet	40 feet					
Acer rubrum 'New World'	New World Maple	Narrow, upright flaring shape allows traffic below. Bright orange fall color.	40 feet	20 feet					
Acer rubrum 'Bowhall'	Bowhall Maple	Upright very narrow. Medium green foliage. Yellow orange to reddish orange fall color.	40 feet	15 feet					
Acer rubrum 'Scarsen'	Scarlet Sentinel™ Maple	Upright rather narrow. Dark green foliage. Yellow orange to orange red fall color. Good for streets and parking lots.	40 feet	20 feet	X				

If you wish to use a tree that is not listed, the replacement must be approved by the City of Gresham Development Planning staff (503-618-2780).

Approved 4/14/2008

# City of Gresham Approved Street Trees

X's indicate applicable categories.



Latin Name	Common Name	Remarks	Mature Height	Canopy Spread	Permitted Under Power Lines	Not Permitted Between Sidewalk & Curb	Native	Permitted on Green Streets	Not Permitted in High Wind Areas
<b>Trees for a 4 feet to 6 feet Planting Strip (Cont'd)</b>									
Acer saccharum 'Barrett Cole'	Apollo™ Maple	Unique narrowness, dense branching and compact form ideal for limited spaces. Summer foliage is dark green. Yellow orange to red fall color. Withstands heat well.	25 feet	10 feet	<b>X</b>				
Acer truncatum x A. platanoides 'Keithsform'	Norwegian Sunset Maple	Oval with dark green foliage and yellow-orange to red fall color. Nice branch structure.	35 feet	25 feet					
Acer truncatum x A. platanoides 'Warrenred'	Pacific Sunset Maple	Globe-shaped habit. Dark green foliage becomes yellow, orange and red in fall.	30 feet	25 feet	<b>X</b>				
Amelanchier laevis 'Snowcloud'	Snowcloud Serviceberry	<b>Tree form only in planting strip.</b> Upright oval in habit. Dark green leaves. Scarlet leaves in fall. White flower clusters. Blue-purple fruit. The non-tree form may be planted behind sidewalk and curb.	25 feet	15 feet	<b>X</b>				
Amelanchier x grandiflora 'Autumn Brilliance'	Autumn Brilliance Serviceberry	Upright, moderately spreading habit. Bright red fall color. White flower clusters in spring. <b>Tree form only.</b>	20 feet	15 feet	<b>X</b>				
Betula jacquemontii	Jacquemontii Birch	Upright oval shape. Glossy, dark green leaves turn yellow in fall. Very white bark.	40 feet	30 feet					
Carpinus betulus 'Fastigiata'	Pyramidal European Hornbeam	Oval habit. Dark green foliage turns yellow in fall.	40 feet	25 feet					
Cercidiphyllum japonicum	Katsura Tree	Pyramidal with blue-green foliage turning yellow or red in fall.	40 feet	35 feet					
Clerodendrum trichotomum	Glorybower Tree	Globe-shaped habit. Dark green leaves. Fragrant white flower clusters and blue-green fruit.	20 feet	20 feet		<b>X</b>			
Cornus kousa 'Chinensis'	Chinese Dogwood	Globe-shaped habit. Dark green foliage becomes red in fall. White flower and pinkish-red fruit.	25 feet	25 feet	<b>X</b>	<b>X</b>			
Crataegus x lavalleyi	Lavalle Hawthorn	Upright oval habit. Dark green foliage. Bronze fall color. Orange red fruit.	28 feet	20 feet	<b>X</b>				
Fagus americana 'Skycole'	Skyline™ Beech	Oval in habit. Medium green foliage. Orange fall color.	45 feet	35 feet					
Fagus sylvatica 'Roseo-marginata'	Tricolor Beech	Oval habit. Purple leaves have a rose-pink and cream border.	35 feet	25 feet		<b>X</b>			
Fraxinus americana 'Autumn Applause'	Autumn Applause Ash	Oval, compact form with green foliage turning purple in fall. Seedless.	40 feet	25 feet					
Fraxinus omus	Flowering Ash	Oval in habit. Medium green foliage. Creamy white racemes, flower. Yellow fall color.	30 feet	15 feet	<b>X</b>				
Fraxinus oxycarpa 'Aureafolia'	Golden Desert™ Ash	Rounded compact shape. Yellow foliage. Golden Yellow fall color.	20 feet	18 feet	<b>X</b>				

If you wish to use a tree that is not listed, the replacement must be approved by the City of Gresham Development Planning staff (503-618-2780).

Approved 4/14/2008

# City of Gresham Approved Street Trees

X's indicate applicable categories.



Latin Name	Common Name	Remarks	Mature Height	Canopy Spread	Permitted Under Power Lines	Not Permitted Between Sidewalk & Curb	Native	Permitted on Green Streets	Not Permitted in High Wind Areas
<b>Trees for a 4 feet to 6 feet Planting Strip (Cont'd)</b>									
Fraxinus pennsylvanica 'Patmore'	Patmore Ash	Oval with symmetrical upright branching. Seedless and hardy with dark green, glossy foliage.	45 feet	35 feet	X				
Ginkgo biloba 'Autumn Gold'	Autumn Gold Ginkgo	Narrow form in youth broadens with age. Medium green foliage. Striking golden yellow fall color is characteristic of this seedless clone. Male only.	45 feet	35 feet				X	
Ginkgo biloba 'Saratoga'	Saratoga Ginkgo	Extremely free of pests. Very tolerant of pollution and salt. Requires little maintenance. Slow growing and long lived. Yellow fall color. Male only.	35 feet	30 feet				X	
Ginkgo biloba 'Princeton Sentry'	Princeton Sentry™ Ginkgo	Narrowly pyramidal. Green Foliage. Bright yellow fall color.	40 feet	15 feet					
Gleditsia triacanthos 'Skycole'	Skyline™ Honeylocust	Broadly pyramidal with upright spreading branches and finely textured medium green foliage. Golden fall color. Good environmental tolerance.	45 feet	35 feet					
Koeleruteria paniculata 'September'	September Goldenrain	Globe-shaped habit. Green leaves. Yellow and orange fall color. Yellow flowers.	30 feet	25 feet	X				
Magnolia grandiflora 'Edith Bogue'	Edith Bogue Magnolia	Globe-shaped habit. Green foliage turns bright yellow and red in fall.	30 feet	15 feet	X	X			
Magnolia kobus	Kobus Magnolia	Globe-shaped habit. Green leaves. White flowers.	40 feet	30 feet	X				
Malus 'Professor Sprenger+A86'	Professor Sprenger Crabapple	Oval in habit. Green foliage. White flowers. Orange red fruit.	20 feet	20 feet	X				
Malus baccata 'Columnaris'	Columnar Siberian Crabapple	Columnar habit. White flower, yellow red fruit.	30 feet	10 feet	X				
Malus 'Prairie Fire'	Prairifire Crabapple	Upright, spreading, rounded form with purple to reddish green foliage. Excellent disease resistance. Long lasting pinkish red flowers and small red fruit.	20 feet	20 feet	X	X			
Malus tschonoskii	Tschonoskii Crabapple	Upright in habit. Silvery green foliage. White flowers. Orange red purple fall color. Green fruit (sparse).	28 feet	14 feet	X				
Nyssa sylvatica	Black Tupelo	Pyramidal when young, spreading and irregular with age. Dark green, glossy foliage. Hot, copper-red fall color.	45 feet	20 feet					
Ostrya virginiana	American Hophornbeam	Oval in habit. Medium green foliage. Yellow fall color.	35 feet	25 feet	X				
Parrotia persica	Persian Parrotia	Low-branching, broadly pyramidal to rounded tree with unusual form and texture. Flowers have showy red stamens and fall color is excellent.	35 feet	20 feet		X			
Prunus cerasifera 'Newport'	Newport Plum	Globe-shaped habit. Dark purple leaves change to reddish in fall. Flower is light pink. Dull purple fruit.	20 feet	20 feet	X	X			
Prunus sargentii 'Columnaris'	Columnar Sargent Cherry	Fastigiated in habit. Green foliage. Deep pink flowers. Orange red fall color.	30 feet	10 feet	X				

If you wish to use a tree that is not listed, the replacement must be approved by the City of Gresham Development Planning staff (503-618-2780).

Approved 4/14/2008

# City of Gresham Approved Street Trees

X's indicate applicable categories.



Latin Name	Common Name	Remarks	Mature Height	Canopy Spread	Permitted Under Power Lines	Not Permitted Between Sidewalk & Curb	Native	Permitted on Green Streets	Not Permitted in High Wind Areas
<b>Trees for a 4 feet to 6 feet Planting Strip (Cont'd)</b>									
Prunus sargentii 'JFS-KW58'	Pink Flair™ Cherry	Narrow and upright form. Compact height. Well suited to urban landscapes. Consistently bright orange-red fall color. Single pink flowers in clusters. Blooms later than typical, avoiding frost damage.	25 feet	15 feet	X				
Prunus serrulata 'Royal Burgundy	Royal Burgundy Cherry	Vase shaped. Purple red foliage. Red orange fall color. Large double pink flowers.	30 feet	20 feet	X				
Pyrus calleryana 'Aristocrat'	Aristocrat Pear	Open pyramidal habit with narrow, dark, glossy green leaves. White flowers. Storm resistant and informal appearance.	40 feet	28 feet					
Pyrus calleryana 'Autumn Blaze'	Autumn Blaze Pear	Rounded shape with spreading branches. Foliage emerges with a red tint and matures to glossy green. White flowers. Purplish-red fall color.	30 feet	25 feet	X				
Pyrus calleryana 'Chanticleer'	Cleveland Select Pear (Chanticleer)	Upright, pyramidal in habit. Glossy green foliage. White flowers. Purplish-red foliage in fall.	30 feet	20 feet	X				
Pyrus calleryana 'Glen's form'	Chanticleer™ Pear	Upright narrowly pyramidal. Green foliage. Reddish fall color. White flowers.	40 feet	15 feet	X				
Pyrus calleryana 'Redspire'	Redspire Pear	Pyramidal, dense, and symmetrical with medium green, glossy foliage turning yellow to red in fall. Abundant white flowers.	35 feet	25 feet	X				
Quercus frainetto 'Schmidt'	Forest Green™ Oak	Upright with strong central leader. Glossy deep green foliage.	50 feet	30 feet					
Quercus robur 'Fastigiata'	Pyramidal English Oak	Narrowly conical, dense, medium texture. Dark green foliage, bronze in the fall. 1 inch acorns. Tolerates pollution and restricted root space.	45 feet	15 feet					
Quercus robur 'Fastigiata' var. Skyrocket™+A106	Skyrocket™ Oak	Uniformly narrow form. Excellent for street plantings. Dark green foliage. Yellow-brown fall color.	45 feet	15 feet					
Styrax japonicus	Japanese Snowbell	Rounded shape. Covered in June with pure white, bell-shaped flowers. Beautiful small tree.	25 feet	25 feet		X			
Tilia cordata 'Chancole'	Chancellor™ Linden	Pyramidal in habit. Dark green foliage. Yellow fall color.	35 feet	20 feet					
Tilia tomentosa 'Sterling'	Sterling Silver Linden	Broadly pyramidal, neat and symmetrical. Green leaves are silver-gray underneath. Yellow fall color. Fast growing.	45 feet	35 feet					
Zelkova serrata 'Musashino'	Musashino Zelkova	Very narrow upright vase shape. Medium green Foliage. Ideal for narrow street use with good clearance beneath the canopy.	45 feet	20 feet					
Zelkova serrata 'Schmidtlow'	Wireless™ Zelkova	Broadly spreading vase. Medium green foliage. Red fall color.	24 feet	36 feet					

If you wish to use a tree that is not listed, the replacement must be approved by the City of Gresham Development Planning staff (503-618-2780).

Approved 4/14/2008

# City of Gresham Approved Street Trees

X's indicate applicable categories.



Latin Name	Common Name	Remarks	Mature Height	Canopy Spread	Permitted Under Power Lines	Not Permitted Between Sidewalk & Curb	Native	Permitted on Green Streets	Not Permitted in High Wind Areas
<b>Trees for a 6 feet planting strip or wider</b>									
Acer campestre	Hedge Maple	Globe-shaped habit. Dark green foliage becomes yellow in fall. Should not be planted within 5 city blocks (1/4 mi.) of greenway or natural area. May seed itself.	30 feet	25 feet	X				
Acer campestre 'Evelyn'	Queen Elizabeth™ Maple	Oval habit. Dark green foliage turns yellow in fall. *	35 feet	30 feet					
Acer griseum	Paperbark Maple	Upright, rounded habit. Foliage green, silver undersides; bright red-orange in fall. Reddish, peeling, paper-thin bark.	25 feet	20 feet	X				
Acer miyabei 'Morton'	State Street™ Maple	Upright, oval- Dark green foliage. Yellow fall color.	45 feet	30 feet					
Acer platanoides 'Cleveland'	Cleveland Norway Maple	Upright in habit. Medium green foliage. Bright yellow fall color. Should not be planted within 5 city blocks (1/4 mi.) of greenway or natural area. May seed itself.	40 feet	25 feet					
Acer platanoides 'Columnarbrood'	Parkway™ Norway Maple	Oval in habit. Dark green foliage. Yellow fall color. Should not be planted within 5 city blocks (1/4 mi.) of greenway or natural area. May seed itself.	40 feet	25 feet				X	
Acer platanoides 'Drummondii'	Variegated Norway Maple	Broadly oval in habit. Light green with white margin foliage. Should not be planted within 5 city blocks (1/4 mi.) of greenway or natural area. May seed itself.	35 feet	25 feet					
Acer platanoides 'Emerald Queen'	Emerald Queen™ Norway Maple	Broad habit-Green foliage-Yellow fall color-Green yellow flower. MaShould not be planted within 5 city blocks (1/4 mi.) of greenway or natural area. May seed itself.	50 feet	40 feet					
Acer platanoides 'Globosum'	Globe Norway Maple	Dense, globe-shaped habit. Green foliage turns yellow in fall. Should not be planted within 5 city blocks (1/4 mi.) of greenway or natural area. May seed itself.	15-20 feet	20 feet	X	X			
Acer pseudoplatanus	Sycamore Maple	Oval spreading structure. Green foliage. Yellow fall color.	50 feet	40 feet				X	
Acer pseudoplatanus 'Spaethii'	Wineleaf Sycamore Maple	Pyramidal in habit. Dark green foliage	40 feet	30 feet				X	
Acer rubrum 'Armstrong'	Armstrong Maple	Narrow fastigate. Light green foliage. Yellow to orange red fall color. Good street tree where space demands a tree that doesn't spread. Fall color not as good as Bowhall.	45 feet	15 feet					
Acer rubrum 'Brandywine'	Brandywine Maple	Introduced by the National Arboretum. Cross of October Glory™ and Autumn Flame. Broadly oval to round. Deep red fall color ten days later than most red maples.	40 feet	35 feet				X	
Acer rubrum 'Embers'	Embers Red Maple	Open in habit. Green foliage. Bright red fall color.	40 feet	35 feet				X	
Acer rubrum 'Franksred'	Red Sunset Maple	Upright branching oval. Dark green glossy foliage. Brilliant orange red to red fall color. Developed in Gresham by J. Frank Schmidt Nursery.	45 feet	35 feet				X	
Acer rubrum 'Morgan'	Morgan Maple	Broadly oval. Medium green foliage. Orange-red to red fall color.	45 feet	40 feet				X	
Acer rubrum 'Northwood'	Northwood Maple	Broadly oval to rounded. Medium to dark green foliage. Reddish fall color.	40 feet	35 feet				X	

If you wish to use a tree that is not listed, the replacement must be approved by the City of Gresham Development Planning staff (503-618-2780).

Approved 4/14/2008



# City of Gresham Approved Street Trees

X's indicate applicable categories.



Latin Name	Common Name	Remarks	Mature Height	Canopy Spread	Permitted Under Power Lines	Not Permitted Between Sidewalk & Curb	Native	Permitted on Green Streets	Not Permitted in High Wind Areas
<b>Trees for a 6 feet planting strip or wider (Cont'd)</b>									
Acer rubrum 'October Glory'™	October Glory™ Maple	Broad oval in habit. Medium green foliage. Red purple fall color.	40 feet	35 feet				X	
Acer rubrum 'Scanlon'	Scanlon Red Maple	Narrow, upright red maple. Orange-red fall color.	40 feet	15 feet					
Acer rubrum 'Schlesingeri'	Schlesinger Maple	Broadly vase shaped with rounded crown. Medium green foliage. Orange to orange red fall color.	45 feet	35 feet				X	
Acer rubrum 'Sun Valley'	Sun Valley Maple	U. S. Arboretum introduction. A hybrid between Red Sunset and Autumn Flame. Oval, symmetrical, densely branched, seedless. Reliably bright red fall color.	40 feet	35 feet				X	
Acer saccharum 'Green Mountain'™	Green Mountain™ Maple	Broadly oval. Dark green foliage. Reddish ornate to red fall color.	45 feet	35 feet				X	
Acer truncatum x A. platanoides 'Warrenred'	Pacific Sunset Maple	Globe-shaped habit. Dark green foliage becomes yellow, orange and red in fall.	30 feet	25 feet	X			X	
Celtis occidentalis	Hackberry	Round in habit. Bright green foliage. Yellow fall color.	40 feet	30 feet				X	
Cercidiphyllum japonicum	Katsura Tree	Oval in habit. Blue green foliage. Yellow scarlet fall color.	40 feet	35 feet					
Cercis canadensis	Redbud	Globe-shaped habit. Dark green leaves turn yellow in fall. Pink flower. Very shade tolerant. May suffer damage in windstorms.	25 feet	30 feet	X				X
Cladrastis lutea	Yellowwood	Round in habit. Yellow to bright green foliage. Orange yellow fall color. White fragrant flower clusters.	40 feet	35 feet				X	
Cornus kousa 'Chinensis'	Chinese Dogwood	Globe-shaped habit. Dark green foliage becomes red in fall. White flower and pinkish-red fruit.	25 feet	25 feet	X	X			
Crataegus x lavaliei	Lavalle Hawthorn	More erect and less twiggy growth than other hawthorns. Very handsome, vase-shaped tree.	30 feet	20 feet	X				
Fraxinus americana 'Autumn Purple'™	Autumn Purple™ Ash	Rounded shape. Green heavily textured foliage. Reddish purple fall color. Seedless.	45 feet	40 feet				X	
Fraxinus americana 'Empire'	Empire Ash	Unusually narrow upright fast growing. Medium green foliage. Rusty orange to purplish fall color. Seedless.	50 feet	25 feet					
Fraxinus oxycarpa 'Raywood'	Raywood Ash	Oval with dense crown. Narrow green leaflets. Reddish purple fall color. Delicate fine-textured appearance.	35 feet	25 feet					
Fraxinus pennsylvanica 'Patmore'	Patmore Ash	Symmetrical upright branches. Dark green glossy foliage. Yellow fall color.	45 feet	35 feet					
Fraxinus pennsylvanica 'Lanceolata'	Summit Ash	Pyramidal in habit. Medium green foliage. Yellow fall color.	45 feet	25 feet					

If you wish to use a tree that is not listed, the replacement must be approved by the City of Gresham Development Planning staff (503-618-2780).

Approved 4/14/2008

# City of Gresham Approved Street Trees

X's indicate applicable categories.



Latin Name	Common Name	Remarks	Mature Height	Canopy Spread	Permitted Under Power Lines	Not Permitted Between Sidewalk & Curb	Native	Permitted on Green Streets	Not Permitted in High Wind Areas
<b>Trees for a 6 feet planting strip or wider (Cont'd)</b>									
Ginkgo biloba 'Saratoga'	Saratoga Ginkgo	Extremely free of pests. Requires little maintenance. Slow growing and long-lived. Yellow fall color. Male only.	35 feet	30 feet				X	
Gleditsia triacanthos 'Shademaster'™	Shademaster™ Honeylocust	Vase shaped. Dark green foliage. Yellow fall color.	45 feet	35 feet				X	
Gleditsia triacanthos 'Skycole'	Skyline™ Honeylocust	Broadly pyramidal. Fine textured medium green foliage. Golden fall color. Very tolerant and an ideal street tree in many situations.	45 feet	35 feet				X	
Gleditsia triacanthos 'Christie'	Halka™ Honeylocust	Upright in habit. Green foliage. Yellow fall color.	55 feet	40 feet					
Koelreuteria paniculata 'September'	September Goldenrain	Globe-shaped habit. Green leaves. Yellow and orange fall color. Yellow flowers.	30 feet	25 feet	X				
Liquidambar styraciflua 'Moraine'	Moraine Sweetgum	Oval in habit. Dark green foliage. Red purple fall colors.	60 feet	30 feet					
Magnolia grandiflora 'Edith Bogue'	Edith Bogue Magnolia	Forms a tight pyramid. Evergreen with glossy, dark green leaves. Large, creamy white flowers.	30 feet	15 feet	X	X			
Nyssa sylvatica	Black Tupelo	Pyramidal when young, spreading and irregular with age. Dark green glossy foliage. Hot coppery red fall color.	40 feet	20 feet					
Ostrya virginiana	American Hophornbeam	* Globe-shaped habit. Yellow fall color.	35 feet	25 feet					
Oxydendrum arboreum	Sourwood	Pyramidal in habit. Dark green leaves turn orange and scarlet in fall. Showy white flowers in summer.	35 feet	20 feet					
Prunus serrulata	Kwanzan Cherry	Vase-shaped habit. Dark green foliage becomes bronze or orange in fall. Deep pink flower. Minimum 6 foot graft.	30 feet	20 feet	X				
Prunus virginiana 'Canada Red'	Canada Red Chokecherry	Upright round habit. Foliage green in spring, to dark purple in summer, to reddish in autumn. Small white flowers in long clusters. Red-purple fruit.	25 feet	20 feet	X	X			
Prunus x yedoensis 'Akebono'	Akebono Flowering Cherry	Upright spreading with bright green foliage. Delicate pink flowers in spring. Yellowish fall color.	25 feet	25 feet	X				
Prunus x yedoensis	Yoshino Cherry	Spreading in habit. Green foliage. Yellow fall color. White flowers with pink tint.	30 feet	30 feet	X	X			
Pyrus calleryana 'Autumn Blaze'	Autumn Blaze Pear	Rounded shape with spreading branches. Foliage emerges with a red tint and matures to glossy green. White flowers. Purplish-red fall color.	30 feet	25 feet	X				
Pyrus calleryana 'Rancho'	Rancho Pear	Narrow upright. White flowers.	35 feet	30 feet					
Pyrus calleryana 'Redspire'	Redspire Pear	Pyramidal, dense, and symmetrical with medium green, glossy foliage turning yellow to red in fall. Abundant white flowers.	35 feet	25 feet	X				

If you wish to use a tree that is not listed, the replacement must be approved by the City of Gresham Development Planning staff (503-618-2780).

Approved 4/14/2008

# City of Gresham Approved Street Trees

X's indicate applicable categories.



Latin Name	Common Name	Remarks	Mature Height	Canopy Spread	Permitted Under Power Lines	Not Permitted Between Sidewalk & Curb	Native	Permitted on Green Streets	Not Permitted in High Wind Areas
<b>Trees for a 6 feet planting strip or wider (Cont'd)</b>									
Pyrus calleryana 'Trinity'	Trinity Pear	Broadly oval to round. Glossy green foliage. Orange red fall color. White flowers.	30 feet	25 feet					
Quercus coccinea	Scarlet Oak	Oval, open in habit. Bright green foliage. Scarlet fall color.	50 feet	40 feet				X	
Quercus robur 'Skymaster™'	Skymaster™ Oak	Broad oval in habit. Dark green foliage. Yellow fall color.	50 feet	25 feet					
Tilia americana x euchlora 'Redmond'	Redmond Bigleaf Linden	Pyramidal. Light green foliage. Yellowish fall color.	35 feet	25 feet					
Tilia cordata 'Greenspire™'	Greenspire™ Linden	Pyramidal, symmetrical. Dark green foliage. Yellow fall color.	40 feet	30 feet				X	
Tilia cordata 'Glenleven'	Glenleven Linden	Vigorous Pyramidal. Medium green foliage. Yellow fall color. More informal than Greenspire™.	45 feet	30 feet				X	
Tilia cordata 'Rancho'	Rancho Linden	Vigorous upright. Small leaves.	40 feet	30 feet					
Ulmus 'Frontier'	Frontier Elm	Broadly oval. Glossy green foliage. Burgundy fall color. Disease tolerant.	40 feet	30 feet				X	
Ulmus 'Morton Glossy'	Triumph™ Elm	Upright oval to vase shape. Glossy dark green foliage. Yellow fall color.	70 feet	60 feet				X	
Ulmus japonica x wilsonia	Accolade™ Elm	Vase shaped with arching limbs. Glossy dark green foliage. Yellow fall color. Resistant to elm leaf beetle and Dutch elm disease.	70 feet	60 feet				X	
Zelkova serrata 'Green Vase™'	Green Vase™ Zelkova	Vase shape with upright arching branches in habit. Green foliage. Orange fall color.	50 feet	40 feet				X	
Zelkova serrata 'Halka™'	Halka™ Zelkova	Upright vase shaped. Long arching branches, canopy similar to American Elm. Medium green foliage. Yellow fall color.	50 feet	30 feet					

If you wish to use a tree that is not listed, the replacement must be approved by the City of Gresham Development Planning staff (503-618-2780).

Approved 4/14/2008

# City of Gresham Approved Street Trees

X's indicate applicable categories.



Latin Name	Common Name	Remarks	Mature Height	Canopy Spread	Permitted Under Power Lines	Not Permitted Between Sidewalk & Curb	Native	Permitted on Green Streets	Not Permitted in High Wind Areas
<b>Trees for a 8 feet planting strip or wider</b>									
Acer platanoides 'Schwedler'	Schwedler Norway Maple	Round in habit. Green foliage. Yellow fall color. Should not be planted within 5 city blocks (1/4 mi.) of greenway or natural area. May seed itself.	50 feet	45 feet				X	
Acer rubrum	Red Maple	Globe-shaped. Leaves are medium to dark green, becoming orange or red in fall.	50 feet	45 feet				X	
Betula papyrifera	Canoe or Paper Birch	Oval shape. Dark green foliage. Yellow fall color. The most permanent of the birches.	50 feet	35 feet				X	
Catalpa speciosa	Catalpa	Withstands hot, dry environments. Globe-shaped with a medium to fast growth rate. Foliage green, then yellow in fall. Has white flowers. Seed capsules can be messy.	60 feet	40 feet				X	
Fagus sylvatica 'Riversii'	Purple Rivers Beech	Oval in habit. Deep purple foliage. Bronze fall color.	60 feet	40 feet		X			
Fraxinus pennsylvanica 'Urbanite'	Urbanite Ash	Pyramidal with lustrous dark green foliage. Bronze in fall.	50 feet	40 feet				X	X
Gleditsia triacanthos 'Skycole'	Skyline™ Honeylocust	Broadly pyramidal with upright spreading branches and finely textured medium green foliage. Golden fall color. Good environmental tolerance.	45 feet	35 feet				X	
Gymnocladus dioicus	Kentucky Coffee Tree	Open in habit. Green foliage.	70 feet	40 feet				X	
Liquidambar sp.	Sweetgum	Oval habit. Dark green leaves become brilliant yellow, orange, red, and purple in fall.	60 feet	30 feet				X	
Liriodendron tulipifera	Tulip Tree	Oval in habit. Medium green leaves have interesting shape. Bright, transparent yellow fall color. Greenish-yellow flower with orange center.	60 feet	30 feet				X	
Metasequoia glyptostroboides	Dawn Redwood	Deciduous conifer, looks like a redwood in summer	70 feet	25 feet					
Platanus x acerifolia 'Bloodgood'	Bloodgood London Planetree	Broadly pyramidal. Shedding bark produces mottled brown and cream pattern. This variety is more resistant to anthracnose than species.	50 feet	40 feet				X	
Pseudotsuga menziesii	Douglas Fir	Bark smooth and gray when young, becoming thick, furrowed, black to reddish-brown when mature. Flat, evergreen, linear needles one-inch long. Cones have distinctive 3-pointed bracts. <b>Plant away from clear vision areas.</b>	100 feet+	60 feet		X	X		
Quercus rubra	Red Oak	Round in habit. Green foliage. Red fall color.	65 feet	50 feet				X	
Quercus robur	English Oak	Sturdy and adaptable tree with broad and rounded habit. Deep green foliage with yellow-brown fall color.	50 feet	40 feet				X	
Sequoia sempervirens	Coast Redwood	Generally considered the world's tallest tree. Soft small evergreen needles, very small cones, red bark. Plant away from vision sensitive areas.	100 feet+	60 feet					

If you wish to use a tree that is not listed, the replacement must be approved by the City of Gresham Development Planning staff (503-618-2780).

Approved 4/14/2008

# City of Gresham Approved Street Trees

X's indicate applicable categories.



Latin Name	Common Name	Remarks	Mature Height	Canopy Spread	Permitted Under Power Lines	Not Permitted Between Sidewalk & Curb	Native	Permitted on Green Streets	Not Permitted in High Wind Areas
<b>Trees for a 8 feet planting strip or wider (Cont'd)</b>									
Ulmus japonica x wilsoniana 'Morton'	Accolade™ Elm	Tall, vase-shaped form similar to American Elm, but resistant to elm leaf beetles, Dutch elm disease & phloem necrosis.	70 feet	60 feet				X	
Zelkova serrata 'Green Vase'™	Green Vase™ Zelkova	Vase-shaped with upright, arching branches. Green leaves turn orange in fall.	50 feet	40 feet				X	

If you wish to use a tree that is not listed, the replacement must be approved by the City of Gresham Development Planning staff (503-618-2780).

Approved 4/14/2008

# City of Gresham Approved Street Trees

X's indicate applicable categories.



Latin Name	Common Name	Remarks	Mature Height	Canopy Spread	Permitted Under Power Lines	Not Permitted Between Sidewalk & Curb	Native	Permitted on Green Streets	Not Permitted in High Wind Areas
<b>Trees for an undeveloped roadside planting strip</b>									
Abies amabilis	Silver Fir	Pyramidal in habit. Needs lots of room to grow. Dark green evergreen needles, silvery underneath, curve upward along the branches.	50 feet	40 feet		X	X		
Abies grandis	Grand Fir	One of the largest firs, can grow up to 300 feet. Deep green, 1 to 1-1/2 inch long evergreen needles in two rows along branches; glossy above, white lines beneath.	100 feet+	40 feet		X	X		
Acer macrophyllum	Bigleaf Maple	Broad-topped, dense shade tree. Large 3- to 5-lobed leaves are 6 to 15 inches wide. Small yellow flowers in drooping clusters in April and May. Yellow fall color.	70 feet	60 feet		X	X		
Acer saccharum	Sugar Maple	Upright oval habit. Great fall colors. Does not perform well in compacted or restricted areas.	100 feet	50 feet		X			
Alnus rubra	Red Alder	Attractive smooth, light gray bark. Dark green, 2- to 4-inch leaves which are rust colored and hairy beneath. Very tolerant of brackish water.	80 feet	40 feet		X	X		
Arbutus menziesii	Madrone	Smooth, reddish brown bark that peels in thin flakes. Leathery 3- to 6-inch long evergreen leaves are shiny dark green on top, dull gray beneath. Red-orange berries in fall.	70 feet	50 feet		X	X		
Cornus nuttallii	Western Flowering Dogwood	Gray-barked branches grow in horizontal pattern. Oval 3- to 5-inch leaves are rich green above, grayish underneath. Yellow, pink and orange fall colors. Red to orange-red fruit forms in button-like clusters in fall.	50 feet	20 feet		X	X		
Fraxinus latifolia	Oregon Ash	Light green leaves, 6-12 inches long. Will grow in standing water during winter months. Needs no dry-season water.	75 feet	25 feet			X	X	
Pinus monticola	Western White Pine	Drought tolerant.	85 feet	50 feet		X	X		
Pinus ponderosa	Ponderosa Pine	Large-needled evergreen. Thick bark has a reddish color and develops attractive dark furrows with age. Needles grow in clusters of three. Produces a cone 3-6 inches long.	100 feet+	30 feet		X	X		
Prunus virginiana	Common Chokecherry	Leaves are 2 to 4 inches long. Flowers in 3- to 6-inch clusters. Astringent red to black fruits. Nice fall color.	25 feet	20 feet			X		
Pseudotsuga menziesii	Douglas Fir	Bark smooth and gray when young, becoming thick, furrowed, black to reddish-brown when mature. Flat, evergreen, linear needles one-inch long. Cones have distinctive 3-pointed bracts. <b>Plant away from clear vision areas.</b>	100 feet+	60 feet		X	X		
Quercus garryana	Oregon White Oak	Slow to moderate growth. Wide, rounded crown. Branches often twisted. Summer irrigation not beneficial.	65 feet	45 feet		X	X	X	
Thuja plicata	Western Red Cedar	Evergreen that thrives in moist conditions. Stringy reddish bark. Trunk is wide and fluted at bottom. Prefers full to part sun. High relocate success.	100 feet+	30 feet		X	X		
Tsuga heterophylla	Western Hemlock	Feathery evergreen foliage. Small light-brown cones are produced in great quantities. Prefers full sun to full shade and moist to seasonally wet soil.	100 feet+	40 feet		X	X		

If you wish to use a tree that is not listed, the replacement must be approved by the City of Gresham Development Planning staff (503-618-2780).

Approved 4/14/2008





CITY OF LAKE OSWEGO

# **RIGHT TREE**

*in the*

# **RIGHT PLACE**



# CONTENTS

Benefits of Trees . . . . .	3
Selecting a Tree . . . . .	4
Planting Distances from Power Lines . . . . .	5
Recommended Tree Species:	
<i>for 2'-4' wide planting spaces.</i> . . . .	6
<i>for 4'-6' wide planting spaces</i> . . . .	8
<i>for 6'-8' wide planting spaces.</i> . . . .	12
<i>for 8'-10' wide planting spaces</i> . . . .	16
<i>for 10' wide + planting spaces.</i> . . . .	18
Proper Planting and Care . . . . .	22
Avoiding Problems . . . . .	24
Resources . . . . .	25





## BENEFITS OF TREES

**T**rees improve the appearance and quality of life in Lake Oswego's neighborhoods. But did you know they also help reduce stormwater runoff, filter pollutants, add oxygen to the air we breathe, and decrease glare from roadways?

For example, Lake Oswego's street tree canopy (representing 13% of the total 44% citywide tree canopy cover) intercepts about 50 Olympic-size swimming pools worth of rainfall annually based on data compiled in the City's 2009 State of the Urban Forest Report. Conserving existing trees and planting new trees help reduce the size and cost of hard infrastructure that is otherwise necessary for stormwater management.



## SELECTING A TREE

Before selecting a tree to plant, a number of factors should be considered to ensure that an optimum species is chosen based on the site conditions of the available growing space. Choosing the right tree for the right place is a decision that will have an impact on the neighborhood for decades to come. Answering these questions can help you select the most suitable and desirable tree species for your site:

1. What is the size of the available growing space?
2. What size (small, medium, or large mature height and spread) and form (crown shape) of tree will best fit the space provided?
3. Are there overhead or underground utility lines, sidewalks, driveways, courtyards, sports courts, or building foundations in the vicinity?
4. Does the site receive full sun, full shade, or part sun and part shade throughout the day?
5. Is the soil deep, fertile, and well drained, or is it shallow, compacted, and infertile?
6. Do you have time to water and prune the newly planted tree until it is established, or will you be relying on a garden or tree service for assistance?
7. Is the site exposed to frequent winds?
8. Are there other trees in the vicinity?
9. Do you want the tree to provide shade or seasonal color, attract wildlife, or act as a screen?
10. Do you have a preference for evergreen trees or deciduous trees that lose their leaves?



## NEED ADVICE?

Unsure about the answers to any of these questions? Contact your local garden center, a consulting arborist, or a landscape architect. Receiving assistance from a professional before making a decision will save you time and money by planting the right tree in the right place the first time.

This guidebook will help you narrow down your options for choosing the right tree in the right place. The recommended trees are just a sample of what may be available. See page 25 for a list of resources to help you learn more about each species, and visit your local nursery before making a final decision.



# PLANTING DISTANCES FROM POWER LINES

## Tall Zone

50' or more from  
power lines

No height limit

## Medium Zone


25'-50' from  
power lines

Mature tree heights  
less than 50'
































## Short Zone

Less than 25' from  
power lines

Mature tree heights  
25' or less



## 2'–4' WIDE PLANTING SPACES *Recommended Species*

COMMON NAME	SPECIES NAME	Shape	Mature Size	Mature Height
DECIDUOUS TREES				
Amur Maple	<i>Acer ginnala</i>		S	20'
Flame Maple	<i>Acer ginnala</i> 'Flame'		S	20'
Rocky Mountain Glow Maple	<i>Acer grandidentatum</i> 'Schmidt'		S	25'
Paperbark Maple	<i>Acer griseum</i>		S	20'
Japanese Maple	<i>Acer palmatum</i>		S	12'
Roughbark Maple	<i>Acer triflorum</i>		S	20'
Frans Fontaine Hornbeam	<i>Carpinus betulus</i> 'Frans Fontaine'		S	35'
Cornelian Cherry Dogwood	<i>Cornus mas</i>		S	20'
Eddies White Wonder Dogwood	<i>Cornus nuttalli</i> x <i>cornus florida</i>		S	25'
Grace Smoketree	<i>Cotinus coggygria</i> x <i>obovatus</i> 'Grace'		S	20'
American Smoketree	<i>Cotinus obovatus</i>		S	30'
Black Hawthorn	<i>Crataegus douglasii</i>		S	25'
Crimson Cloud Hawthorn	<i>Crataegus laevigata</i> 'Crimson Cloud'		S	25'
Wedding Bells Silverbell	<i>Halesia carolina</i> 'Wedding Bells'		S	20'
Columnar Goldenchain	<i>Laburnum anagyroides</i> 'Columnaris'		S	20'
Adirondack Crabapple	<i>Malus</i> 'Adirondack'		S	18'
Purple Prince Crabapple	<i>Malus</i> 'Purple Prince'		S	20'
Red Barron Crabapple	<i>Malus</i> 'Red Barron'		S	18'
Golden Raindrops Crabapple	<i>Malus</i> 'Schmidtcutleaf'		S	20'
Prariefire Crabapple	<i>Malus</i> spp. 'Prariefire'		S	20'
Tschonoskii Crabapple	<i>Malus tschonoskii</i>		S	30'
Chinese Pistache	<i>Pistachia chinensis</i>		S	25'
Beauty Plum Semi-Dwarf	<i>Prunus salicina</i> 'Beauty'		S	15'
Amanogawa Cherry	<i>Prunus serrulata</i> 'Amanogawa'		S	20'
Big Cis Plum	<i>Prunus x cistena</i> 'Schmidtcs'		S	14'
Spire Cherry	<i>Prunus x hilleri</i>		S	30'
Japanese Stewartia	<i>Stewartia pseudocamellia</i>		S	30'
Japanese Snowbell	<i>Stryax japonicus</i>		S	25'
Snowcone Japanese Snowbell	<i>Stryax japonicus</i> 'JFS-D'		S	20'
Ivory Silk Japanese Tree Lilac	<i>Syringa reticulata</i> 'Ivory Silk'		S	20'
Summer Sprite Linden	<i>Tilia cordata</i> 'Halka'		S	20'



Full Sun   
 Part Sun, Part Shade   
 Full Shade 

‡ = OK to plant under overhead utility lines  
 ⊗ = Not OK to plant under overhead utility lines

Mature Spread	Soil Type	Sun	‡	Remarks
20'	all	  	‡	Very hardy, fall color, attracts wildlife
20'	all	 	‡	Fall color, early to leaf out in spring, fragrant flowers
15'	well drained	 	‡	Great fall color
20'	all	  	‡	Attractive peeling bark, red or multi-colored in fall
6'	all	 	‡	Fall color, many varieties such as 'Butterfly' and 'Sango Kaku'
20'	loam or sand	 	‡	Fall color, textured bark
15'	all		⊗	Narrowest of the <i>Carpinus b.</i> cultivars
20'	clay or loam	 	‡	Gold or red in fall, resistant to Verticillium
20'	all	 	‡	Hybrid of the native dogwood generally more resistant to anthracnose
15'	all		‡	Outstanding summer and fall color
30'	all		⊗	Tolerant of hot and dry sites, attractive fall color, purple flower clusters
15'	all	 	‡	Showy flower, conspicuous thorns, attracts wildlife
18'	all	 	‡	Thorny branches, red flower, red fruit
15'	all	 	‡	White bell-shaped flowers, yellow fall foliage
10'	moist		‡	Narrow upright crown, dense clusters of bright yellow flowers in spring
10'	all	 	‡	Compact dense crown with many white flowers
20'	all		‡	Purple bronze foliage, rose red flower
8'	all	 	‡	Narrow ascending branch structure, purple-green foliage, dark red flower
15'	all	 	‡	Unique leaves, white flowers, small golden yellow fruit
20'	all		‡	Disease resistant, attracts wildlife
15'	all	 	⊗	Bright orange fall color, pink flower, attracts wildlife
25'	all	 	‡	Impressive red-orange fall color, attracts wildlife
15'	all		‡	Large fruit early summer, needs regular pruning
6'	all	 	‡	Very narrow and upright structure, pale pink spring flowers
12'	all	 	‡	Light pink and very fragrant spring flowers, dark purple foliage
10'	all	 	‡	Very narrow upright structure, orange-red fall color, pink flowers in spring
25'	well drained	 	⊗	Needs ample water, striking bark, vibrant red fall color
25'	well drained	 	‡	White flowers hang down from branches, fruit hangs on into fall
20'	well drained		‡	Pendulous white flowers, water weekly for first three summers
15'	well drained	 	‡	Showy, creamy white flowers, attracts wildlife
15'	all	 	‡	Dense compact crown, sheared appearance, yellow fall color



Round



Oval



Pyramidal



Vase


































Umbrella



Columnar

# 4' – 6' WIDE PLANTING SPACES *Recommended Species*

COMMON NAME	SPECIES NAME	Shape	Mature Size	Mature Height
DECIDUOUS TREES				
Trident Maple	<i>Acer buergeranum</i>		S	20'
Hedge Maple	<i>Acer campestre</i>		M	30'
David's Maple	<i>Acer davidii</i>		S	25'
Red Sunset Red Maple	<i>Acer rubrum 'Red Sunset'</i>		M	45'
Apollo Maple	<i>Acer saccharum 'Barrett Cole'</i>		S	25'
Tatarian Maple	<i>Acer tataricum</i>		S	25'
Pyramidal European Hornbeam	<i>Carpinus betulus 'Fastigiata'</i>		M	40'
American Hornbeam	<i>Carpinus caroliniana</i>		S	30'
Japanese Hornbeam	<i>Carpinus japonica</i>		S	25'
Redbud	<i>Cercis canadensis</i>		S	25'
Chinese Fringetree	<i>Chionanthus retusus</i>		S	25'
Glorybower Tree	<i>Clerodendrum trichotomum</i>		S	25'
June Snow Giant Dogwood	<i>Cornus controversa 'June Snow'</i>		S	30'
Kousa Dogwood	<i>Cornus kousa 'National' or 'Satomi'</i>		S	25'
Chinese Dogwood	<i>Cornus kousa var. chinensis</i>		S	30'
Washington Hawthorn	<i>Crataegus phaenopyrum</i>		S	25'
Dawyck Purple Beech	<i>Fagus sylvatica 'Dawyck Purple'</i>		M	40'
Purple Fountain Beech	<i>Fagus sylvatica 'Purple Fountain'</i>		M	25'
Autumn Applause Ash	<i>Fraxinus americana 'Autumn Applause'</i>		M	60'
Autumn Purple Ash	<i>Fraxinus americana 'Junginger'</i>		M	45'
Golden Desert Ash	<i>Fraxinus excelsior 'Aureaefolia'</i>		S	20'
Flowering Ash	<i>Fraxinus ornus</i>		S	25'
Princeton Sentry Ginkgo	<i>Ginkgo biloba 'Princeton Sentry'</i>		M	40'
Goldenrain Tree	<i>Koelreuteria paniculata</i>		M	35'
Arnold Tuliptree	<i>Liriodendron tulipifera 'Arnold'</i>		S	30'
Amur Maackia	<i>Maackia amurensis</i>		M	25'
Elizabeth Magnolia	<i>Magnolia acuminata 'Elizabeth'</i>		S	25'
Kobus Magnolia	<i>Magnolia kobus</i>		M	40'
Merrill Magnolia	<i>Magnolia x loebneri 'Merrill'</i>		S	25'
Marilee Crabapple	<i>Malus 'Jarmin'</i>		S	24'
Red Jewel Crabapple	<i>Malus 'Jewelcole'</i>		S	15'



Full Sun ●  
Part Sun, Part Shade ●●  
Full Shade ●●●

‡ = OK to plant under overhead utility lines  
⊗ = Not OK to plant under overhead utility lines

Mature Spread	Soil Type	Sun	‡	Remarks
25'	all	●●●	‡	Fall color, attractive exfoliating bark, tolerant of urban stresses
30'	well drained	●●	‡	Striking bark, varieties include Queen Elizabeth and Metro Gold
25'	moist	●●	‡	Fall color, attractive striped bark
30'	wet to moist	●●	⊗	Attractive bark, red or orange fall color, provide good drainage in clay soil
10'	all	●●	⊗	Unique narrowness, compact branching, fall color
15'	all	●●	‡	Tolerant of urban stresses, fall color, compact crown
30'	clay or loam	●●	⊗	Provides good screening, attractive fall color
25'	clay or loam	●●	⊗	Needs ample water
25'	well drained	●●	‡	Attractive foliage, usually trouble free
25'	all	●●	‡	Pink flowers in spring before leaves emerge
25'	well drained	●●	‡	Showy flower, fruit attracts birds, generally requires little maintenance
20'	well drained	●	‡	Colorful flowers in summer, blue berries in fall, fruit attracts birds
40'	well drained	●●	⊗	Showy flower, wide spreading, attractive fall color, attracts wildlife
25'	clay or loam	●●	‡	Red, gold, or multi-colored in fall, resistant to Verticillium
20'	all	●	‡	Attractive bark, showy flower, fall color
20'	all	●●	‡	Attractive fall color, orange-red fruit matures in winter and attracts birds
15'	all	●●	⊗	Deep purple foliage with no change in fall, attractive bark
15'	well drained	●	⊗	Weeping foliage is deep purple with no change in fall
40'	all	●●	⊗	Fall color, this is a seedless ash variety
40'	well drained	●	⊗	Fall color, this is a seedless ash variety
20'	all	●●	‡	Golden twigs, fall color
25'	all	●●	‡	Fragrant flowers, prolific seed producer
15'	all	●●	⊗	Non-fruiting, fragrant flower, bright yellow fall color
35'	all	●●	⊗	Tolerant of urban stresses, showy yellow flowers
10'	all	●	⊗	Fast grower, narrow crown, susceptible to aphids
20'	well drained	●	‡	Showy flowers, gold fall color
15'	all	●	⊗	Yellow flower
30'	well drained	●●	⊗	Showy, fragrant flower
25'	all	●●	⊗	Fragrant white flower
10'	all	●●	‡	Pink buds open to white blooms, generally fruitless, narrow crown
12'	all	●●	‡	Bright red fruit through winter, abundant white spring flowers



Round



Oval



Pyramidal



Vase























Umbrella



Columnar

## 4' – 6' WIDE PLANTING SPACES - Continued

COMMON NAME	SPECIES NAME	Shape	Mature Size	Mature Height
DECIDUOUS TREES				
Vanessa Persian Ironwood	<i>Parrotia persica</i> 'Vanessa'		M	30'
Crimson Pointe Plum	<i>Prunus cerasifera</i> 'Cripozam'		S	25'
Shiro Plum Semi-Dwarf	<i>Prunus salicina</i>		S	25'
Canada Red Chokecherry	<i>Prunus virginiana</i> 'Canada Red'		S	25'
Chanticleer Pear	<i>Pyrus calleryana</i> 'Chanticleer'		M	40'
Jack Pear	<i>Pyrus calleryana</i> 'Jackzam'		S	16'
Hosui Asian Pear	<i>Pyrus pyrifolia</i> 'Hosui'		S	15'
Crimson Spire Oak	<i>Quercus alba</i> x <i>Q. robur</i> 'Crimschmidt'		M	45'
Forest Green Oak	<i>Quercus frainetto</i> 'Schmidt'		M	50'
Skyrocket Oak	<i>Quercus robur</i> 'Fastigiata'		M	45'
Cascara	<i>Rhamnus purshiana</i>		M	35'
Summer Charm Tree Lilac	<i>Syringa pekinensis</i> 'Summer Charm'		S	20'
Chancellor Linden	<i>Tilia cordata</i> 'Chancellor'		M	35'
Corinthian Linden	<i>Tilia cordata</i> 'Corzam'		M	45'
Greenspire Linden	<i>Tilia cordata</i> 'Greenspire'		M	40'
Sterling Silver Linden	<i>Tilia tomentosa</i> 'Sterling'		M	40'
Emerald Sunshine Elm	<i>Ulmus propinqua</i> 'JFS-Bieberich'		M	35'
City Sprite Zelkova	<i>Zelkova serrata</i> 'City Sprite'		S	24'
Columnar Zelkova	<i>Zelkova serrata</i> 'Musashino'		M	45'
EVERGREEN TREES				
Edith Bogue Magnolia	<i>Magnolia grandiflora</i> 'Edith Bogue'		M	30'

### NOTES





Full Sun ●  
 Part Sun, Part Shade ●●  
 Full Shade ●●●

‡ = OK to plant under overhead utility lines  
 ⊗ = Not OK to plant under overhead utility lines

Mature Spread	Soil Type	Sun	‡	Remarks
15'	well drained	●●	‡	Beautiful bark and fall color, slow growing and long-lived
10'	all	●●	‡	Narrow crown, pink buds open to white blooms, purple foliage
25'	all	●	‡	Large fruit, showy white flower
20'	well drained	●●	‡	Red leaf, white spring flower, attracts wildlife
15'	all	●	⊗	Abundant white flowers in early spring
10'	all	●	‡	Dwarf, low maintenance, blooms late, misses many early frosts & fungal blights
10'	all	●	‡	Produces delicious edible fruit, attracts butterflies
15'	well drained	●	⊗	Narrow crown, rusty red fall color
30'	all	●	⊗	Deep green glossy foliage, attracts wildlife
15'	well drained	●	⊗	Narrow and upright form
25'	all	●●●	⊗	Showy flower, textured bark, attracts wildlife
20'	all	●●	‡	Glossy foliage, sprays of creamy white flowers, yellow fall color
20'	all	●●	⊗	Fragrant showy flower, gold fall color
15'	all	●●	⊗	Narrowest of the linden cultivars
40'	all	●●	⊗	Dense round crown, good symmetry
30'	all	●●	⊗	Tolerates hedging
25'	all	●●	⊗	Yellow fall color with purple tips, strong upright structure
18'	all	●●	‡	Dense compact crown, low maintenance
15'	all	●●	⊗	Fine textured leaves, yellowish-red to rusty-red fall color
15'	all	●●●	⊗	Broadleaf evergreen, showy flower



Round



Oval



Pyramidal



Vase


































Umbrella



Columnar



# 6' – 8' WIDE PLANTING SPACES *Recommended Species*

COMMON NAME	SPECIES NAME	Shape	Mature Size	Mature Height
DECIDUOUS TREES				
Red Maple	<i>Acer rubrum</i>		M	50'
Autumn Flame Red Maple	<i>Acer rubrum</i> 'Autumn Flame'		M	45'
Bowhall Red Maple	<i>Acer rubrum</i> 'Bowhall'		M	45'
October Glory Red Maple	<i>Acer rubrum</i> 'October Glory'		M	45'
Sugar Maple	<i>Acer saccharum</i>		M	50'
Green Mountain Maple	<i>Acer saccharum</i> 'Green Mountain'		M	50'
European Hornbeam	<i>Carpinus betulus</i>		M	40'
Hackberry	<i>Celtis occidentalis</i>		M	50'
Katsura	<i>Cercidiphyllum japonicum</i>		M	35'
American Yellowwood	<i>Cladrastis kentukea</i>		M	35'
Paul's Scarlet Hawthorn	<i>Crataegus laevigata</i> 'Paul's Scarlet'		S	22'
Lavelle Hawthorn	<i>Crataegus x lavalleyi</i>		S	30'
Dove Tree	<i>Davidia involucrata</i>		M	35'
Tricolor Beech	<i>Fragus sylvatica</i> 'Roseomarginata'		M	40'
Raywood Ash	<i>Fraxinus oxycarpa</i> 'Raywood'		M	35'
Summit Ash	<i>Fraxinus pennsylvanica</i> 'Lanceolata'		M	45'
Patmore Ash	<i>Fraxinus pennsylvanica</i> 'Patmore'		M	45'
Saratoga Ginkgo	<i>Ginkgo biloba</i> 'Saratoga'		M	35'
Autumn Gold Ginkgo	<i>Ginkgo biloba</i> 'Autumn Gold'		L	50'
Halka Ginkgo	<i>Ginkgo biloba</i> 'Halka'		M	45'
Honey Locust	<i>Gleditsia triacanthos</i> var. <i>inermis</i>		M	45'
Galaxy Magnolia	<i>Magnolia</i> 'galaxy'		M	30'
Yulan Magnolia	<i>Magnolia denudata</i>		M	35'
Black Tupelo	<i>Nyssa sylvatica</i>		M	45'
David Odom Afterburner Tupelo	<i>Nyssa sylvatica</i> 'David Odom'		M	45'
American Hophornbeam	<i>Ostrya virginiana</i>		M	35'
Sourwood	<i>Oxydendrum arboreum</i>		M	30'
Amur Cork Tree	<i>Phellodendron amurense</i>		M	40'
Mt. St. Helens Plum	<i>Prunus</i> 'Frankthrees'		S	20'
Newport Plum	<i>Prunus</i> 'Newport'		S	20'
Snow Goose Cherry	<i>Prunus</i> 'Snow Goose'		S	20'



Full Sun ●  
 Part Sun, Part Shade ●●  
 Full Shade ●●●

‡ = OK to plant under overhead utility lines  
 ⊗ = Not OK to plant under overhead utility lines

Mature Spread	Soil Type	Sun	‡	Remarks
40'	all	●●	⊗	Fall color, varieties such as 'Armstrong', 'Bowhall', 'Franksred', 'Morgan', 'Scarsen'
45'	wet to moist	●●	⊗	Attractive bark, red or orange fall color, provide good drainage in clay soil
20'	well drained	●●	⊗	Multiple upright branch structure susceptible to breakage
30'	well drained	●●	⊗	Red, gold, or orange fall color, good shade tree or street tree
40'	all	●●	⊗	Source of maple syrup, multi-colored in fall
40'	all	●●	⊗	Tolerant of heat and drought, gold fall color
40'	clay or loam	●●	⊗	Dense crown, provides good screening, attractive fall color
35'	all	●●●	⊗	Drought tolerant, late to leaf-out in spring, attractive fall color, textured bark
40'	loam or sand	●●	⊗	Requires moist soils, attractive foliage and fall color
35'	all	●	⊗	Fragrant, white, showy pendulous flowers, fall color
20'	all	●	‡	Thorny branches, double rose flowers
20'	well drained	●	‡	Drought tolerant, showy spring flowers, orange fruit attracts birds
30'	well drained	●●	⊗	Dove-like flowers
20'	well drained	●●	⊗	Leaves are variegated with pink, white, and green, with no change in fall
30'	all	●	⊗	Tolerant of urban stresses, dense crown, attractive fall color
25'	all	●●	⊗	Seedless variety, glossy green foliage, yellow fall color
35'	all	●●	⊗	Uniform upright branching
30'	all	●●	⊗	Central leader with upright narrow form
30'	all	●●	⊗	Non-fruiting, gold fall color
40'	all	●●	⊗	Uniform and symmetrical branching
35'	all	●●	⊗	Thornless variety, tolerant of urban stresses
15'	all	●	⊗	Showy pink flowers
35'	all	●●	⊗	Creamy white, fragrant flowers
20'	well drained	●●	⊗	Fall color, textured bark, attracts wildlife
20'	well drained	●●	⊗	Named in memory of LO City Arborist David Odom, unique upright structure
25'	all	●●	⊗	Attractive exfoliating bark, good fall color, fruit resembles hops
20'	well drained	●●	⊗	White midsummer flowers
30'	all	●●	⊗	Fragrant leaves and fruit, early leaf drop
20'	all	●●	‡	Dense crown, purple foliage emerges early, light pink flowers
20'	all	●●	‡	Upright spreading crown, purple-red foliage, light pink flowers
20'	all	●●	‡	Upright crown becomes wider with age, white flowers



## 6' – 8' WIDE PLANTING SPACES - Continued

COMMON NAME	SPECIES NAME	Shape	Mature Size	Mature Height
DECIDUOUS TREES				
Thundercloud Plum	<i>Prunus cerasifera</i> 'Thundercloud'		S	20'
Columnar Sargent Cherry	<i>Prunus sargentii</i> 'columnaris'		M	35'
Akebono Yoshino Cherry	<i>Prunus x yedoensis</i> 'Akebono'		S	25'
Chojuro Asian Pear	<i>Pyrus pyrifolia</i> 'Chojuro'		M	30'
Sawtooth Oak	<i>Quercus acutissima</i>		M	40'
Swamp White Oak	<i>Quercus bicolor</i>		M	60'
Skymaster Oak	<i>Quercus robur</i> 'Skymaster'		M	50'
Shumard Oak	<i>Quercus shumardii</i>		M	50'
Pacific Willow	<i>Salix lucida</i> ssp. <i>lasiandra</i>		M	40'
Beijing Gold Tree Lilac	<i>Syringa pekinensis</i> 'Zhang Zhiming'		S	20'
Redmond Linden	<i>Tilia americana</i> 'Redmond'		L	60'
Harvest Gold Linden	<i>Tilia cordata</i> x <i>mongolica</i> 'Harvest Gold'		M	40'
Frontier Elm	<i>Ulmus carpinifolia</i> x <i>U. parvifolia</i> 'Frontier'		M	40'
Prospector Elm	<i>Ulmus wilsoniana</i>		M	40'
Patriot Elm	<i>Ulmus</i> 'Patriot'		M	50'
Green Vase Zelkova	<i>Zelkova serrata</i> 'Green Vase'		M	50'
Village Green Zelkova	<i>Zelkova serrata</i> 'Village Green'		M	40'
Wireless Zelkova	<i>Zelkova serrata</i> 'Schmidtlow'		S	24'
EVERGREEN TREES				
Marina Madrone	<i>Arbutus</i> 'Marina'		M	30'
Shore Pine	<i>Pinus contorta</i>		M	35'
Arnold Sentinel Austrian Pine	<i>Pinus nigra</i> 'Arnold Sentinel'		S	30'
Fastigate White Pine	<i>Pinus strobus</i> 'Fastigiata'		M	40'
Pacific Yew	<i>Taxus brevifolia</i>		M	40'

### NOTES


























Full Sun ●  
 Part Sun, Part Shade ●●  
 Full Shade ●●●

‡ = OK to plant under overhead utility lines  
 ⊗ = Not OK to plant under overhead utility lines

Mature Spread	Soil Type	Sun	‡	Remarks
20'	all	●●	‡	Retains deep purple leaf color through the growing season, pink flowers
15'	well drained	●	⊗	Pink flowers, reddish bark
25'	moist	●●	‡	Showy spring flower
15'	all	●	⊗	Edible fruit, needs regular pruning
40'	all	●	⊗	Bronze fall color or no change
25'	all	●	⊗	Upper and lower leaf surfaces contrast in color, attracts wildlife
25'	all	●●	⊗	Provides good screening
40'	moist	●	⊗	Thrives in areas with poor drainage, attracts wildlife
30'	moist	●	⊗	Tallest native willow
20'	all	●●	‡	Upright spreading crown, sprays of yellow flowers in June
30'	all	●●	⊗	Heart-shaped leaf, yellow fall color
30'	all	●●	⊗	Attractive bark, bright golden yellow fall color
30'	all	●●	⊗	Substitute for American elm due to pest and disease resistance
30'	well drained	●●	⊗	Substitute for American elm due to pest and disease resistance
40'	all	●●	⊗	Substitute for American elm due to pest and disease resistance
40'	all	●●	⊗	Orange-brown to bronze-red fall color
38'	all	●	⊗	Bronze or red fall color
36'	all	●●	‡	Broadly spreading v-shaped crown, attractive red fall color
30'	all	●●	⊗	Broadleaf evergreen, showy flowers, attractive red-brown bark
20'	all	●●	⊗	Dark green needles
10'	all	●	⊗	Dense foliage, narrow crown, slow growing
10'	well drained	●	⊗	Narrow form, plant in groups to create a hedge
30'	all	●●●	⊗	Drought tolerant

 Round	 Oval	 Pyramidal	 Vase	 Umbrella	 Columnar
---	--	---	--	--	--

# 8' – 10' WIDE PLANTING SPACES *Recommended Species*

COMMON NAME	SPECIES NAME	Shape	Mature Size	Mature Height
DECIDUOUS TREES				
State Street Miyabe Maple	<i>Acer miyabei</i> 'Morton'		M	50'
Heritage River Birch	<i>Betula nigra</i> 'Heritage'		M	45'
Paper Birch	<i>Betula papyrifera</i>		M	50'
Hardy Rubber Tree	<i>Eucommia ulmoides</i>		M	50'
Rivers Purple Beech	<i>Fagus sylvatica</i> 'Riversii'		M	50'
European Beech	<i>Fagus sylvatica</i>		M	50'
Urbanite Ash	<i>Fraxinus pennsylvanica</i> 'Urbanite'		L	50'
Kentucky Coffeetree	<i>Gymnocladus dioica</i>		L	50'
Tulip Tree	<i>Liriodendron tulipifera</i>		L	60'
Dawn Redwood	<i>Metasequoia glyptostroboides</i>		L	75'
Bloodgood London Planetree	<i>Platanus x acerifolia</i> 'Bloodgood'		L	50'
Yoshino Flowering Cherry	<i>Prunus x yedoensis</i>		M	30'
Scarlet Oak	<i>Quercus coccinea</i>		L	75'
Bur Oak	<i>Quercus macrocarpa</i>		L	65'
American Linden	<i>Tilia americana</i>		L	60'
Accolade Elm	<i>Ulmus japonica x wilsoniana</i> 'Morton'		L	60'
Pioneer Elm	<i>Ulmus</i> 'Pioneer'		L	50'
Zelkova	<i>Zelkova serrata</i>		L	65'
EVERGREEN TREES				
Lodgepole Pine	<i>Pinus contorta</i> var. <i>latifolia</i>		L	50'
Scotch Pine	<i>Pinus sylvestris</i>		L	50'
Western Red Cedar	<i>Thuja plicata</i>		L	70'







NOTES

































Full Sun ●  
 Part Sun, Part Shade ●●  
 Full Shade ●●●

‡ = OK to plant under overhead utility lines  
 ⊗ = Not OK to plant under overhead utility lines

Mature Spread	Soil Type	Sun	‡	Remarks
30'	well drained	●●	⊗	Attractive bark, yellow fall color, good heat and drought tolerance
30'	all	●●	⊗	Attractive bark, gold in fall
30'	loam or sand	●●●	⊗	Poor drought tolerance, attractive bark
50'	loam	●●	⊗	Rubber is extracted from the wood
40'	all	●●	⊗	Deep purple foliage with no change in fall, attractive bark
40'	well drained	●	⊗	Beautiful bark, aphids may be problematic
40'	all	●●	⊗	Seedless variety, yellow-bronze fall color
40'	all	●●	⊗	Fragrant flowers, seed pods are toxic when ingested by humans
30'	all	●●	⊗	Beautiful fall color, susceptible to aphids
35'	well drained	●	⊗	Textured bark, deciduous conifer
40'	all	●	⊗	Attractive bark, yellow fall color
30'	well drained	●	‡	Showy spring flower
40'	all	●	⊗	Scarlet fall color, can garden beneath canopy
50'	all	●	⊗	Upright crown becomes round and spreading with maturity, attracts wildlife
30'	all	●●	⊗	Fragrant flower, gold fall color
40'	all	●●	⊗	Substitute for American elm due to pest and disease resistance
50'	all	●●	⊗	Substitute for American elm due to pest and disease resistance
50'	all	●●	⊗	Bronze, red, gold, or multicolored in fall
25'	well drained	●●	⊗	Medium green needles
30'	all	●	⊗	Striking red-orange bark
25'	well drained	●●●	⊗	Attractive bark, branches droop and turn upright, attracts wildlife

 Round	 Oval	 Pyramidal	 Vase	 Umbrella	 Columnar
---	--	---	--	--	--

# 10' WIDE+ PLANTING SPACES *Recommended Species*

COMMON NAME	SPECIES NAME	Shape	Mature Size	Mature Height
DECIDUOUS TREES				
Bigleaf Maple	<i>Acer macrophyllum</i>		L	65'
Catalpa	<i>Catalpa speciosa</i>		L	60'
White Ash	<i>Fraxinus americana</i>		L	60'
Oregon Ash	<i>Fraxinus latifolia</i>		L	60'
Green Ash	<i>Fraxinus pennsylvanica</i>		L	50'
Maidenhair Tree	<i>Ginkgo biloba</i>		L	60'
Oregon White Oak	<i>Quercus garryana</i>		L	65'
Pin Oak	<i>Quercus palustris</i>		L	65'
Willow Oak	<i>Quercus phellos</i>		L	60'
Red Oak	<i>Quercus rubra</i>		L	65'
Lacebark Elm	<i>Ulmus parvifolia</i>		L	60'
EVERGREEN TREES				
Grand Fir	<i>Abies grandis</i>		L	100'+
Madrone	<i>Arbutus menziesii</i>		M	50'
Incense-Cedar	<i>Calocedrus decurrens</i>		L	80'
Atlas Cedar	<i>Cedrus atlantica</i>		L	65'
Deodar Cedar	<i>Cedrus deodara</i>		L	80'
Port-Orford-Cedar	<i>Chamaecyparis lawsoniana</i>		L	75'+
Hinoki False Cypress	<i>Chamaecyparis obtusa</i>		M	50'
Southern Magnolia	<i>Magnolia grandiflora</i>		L	70'
Norway Spruce	<i>Picea abies</i>		L	100'+
Engelmann Spruce	<i>Picea engelmannii</i>		L	100'
Colorado Spruce	<i>Picea pungens</i>		L	65'
Sitka Spruce	<i>Picea sitchensis</i>		L	120'
Lacebark Pine	<i>Pinus bungeana</i>		L	50'
Western White Pine	<i>Pinus monticola</i>		L	65'
Austrian Pine	<i>Pinus nigra</i>		L	55'
Ponderosa Pine	<i>Pinus ponderosa</i>		L	100'+
Japanese Black Pine	<i>Pinus thunbergiana</i>		M	30'
Zebrina Himalayan Pine	<i>Pinus wallinchiana 'Zebrina'</i>		M	30'
Douglas-Fir	<i>Pseudotsuga menziesii</i>		L	100'+



Full Sun ●  
 Part Sun, Part Shade ●●  
 Full Shade ●●●

‡ = OK to plant under overhead utility lines  
 ⊗ = Not OK to plant under overhead utility lines

Mature Spread	Soil Type	Sun	‡	Remarks
50'	all	●●	⊗	Fall color, attracts wildlife, leaves may clog storm drains
40'	all	●●	⊗	Showy flower, bean-like fruit, no odor compared to other Catalpa species
45'	all	●●	⊗	Plant seedless varieties
30'	all	●●	⊗	Riparian species
40'	all	●●	⊗	Plant seedless varieties
45'	all	●●	⊗	Many large stature varieties available, plant males to avoid stinky fruit
50'	well drained	●	⊗	Large native oak, western gray squirrel dependent on species for food source
30'	all	●●	⊗	Leaves hang on the tree in fall
45'	all	●●	⊗	Bronze or gold fall color, leaves hang on the tree in fall
40'	all	●●	⊗	Bronze, red, orange, and multicolored fall foliage
50'	all	●●	⊗	Interesting mottled bark
30'	well drained	●●	⊗	Susceptible to Balsam Woolly Adelgid ( <i>Adelges piceae</i> )
50'	clay or loam	●●●	⊗	Difficult to establish, striking bark, fragrant flowers
20'	all	●●	⊗	Drought tolerant
40'	all	●●	⊗	Blue green needles, fragrant
40'	all	●●	⊗	Drought tolerant, attractive bark, weeping cultivar ' <i>Pendula</i> ' available
20'	loam or sand	●●	⊗	Can be used as a windbreak, highly susceptible to Port-Orford-Cedar root disease
20'	all	●●	⊗	Attractive bark, susceptible to spider mites
60'	all	●●	⊗	Broadleaf evergreen, large fragrant white flowers
30'	all	●●	⊗	Good windbreak
30'	all	●●	⊗	Susceptible to spruce budworm
20'	all	●●	⊗	Blue-green needles
40'	all	●●	⊗	Needs ample water
30'	all	●●	⊗	Spreading nature, often with multiple trunks, attractive bark
20'	all	●●	⊗	Susceptible to white pine blister rust
40'	all	●●	⊗	Dark green needles
30'	all, moist	●	⊗	Long needles, attracts wildlife
20'	all	●	⊗	Irregular shape
20'	well drained	●	⊗	Dwarf pine, slow growing
30'	all	●	⊗	Oregon's state tree



Round



Oval



Pyramidal



Vase








Umbrella



Columnar

## 10' WIDE+ PLANTING SPACES - Continued

COMMON NAME	SPECIES NAME	Shape	Mature Size	Mature Height
EVERGREEN TREES				
Coast Redwood	<i>Sequoia sempervirens</i>		L	100'+
Giant Sequoia	<i>Sequoiadendron giganteum</i>		L	100'+
Western Hemlock	<i>Tsuga heterophylla</i>		L	100'+
Oregon Myrtle	<i>Umbellularia californica</i>		L	65'



NOTES



Full Sun ●  
 Part Sun, Part Shade ●●  
 Full Shade ●●●

‡ = OK to plant under overhead utility lines  
 ⊗ = Not OK to plant under overhead utility lines

Mature Spread	Soil Type	Sun	‡	Remarks
40'	all	●●●	⊗	Needs ample water, may reach 300'+ in the wild
40'	all	●	⊗	Largest living organism on earth, long-lived
30'	all	●●●●	⊗	Needs ample moisture
50'	all	●●●●	⊗	Broadleaf evergreen, drought tolerant

 Round	 Oval	 Pyramidal	 Vase	 Umbrella	 Columnar
---	--	---	--	--	--



## PROPER PLANTING AND CARE

Proper planting and long-term care will help protect your investment in a new tree. Select a healthy specimen with good structure from the nursery and transport the tree cautiously.

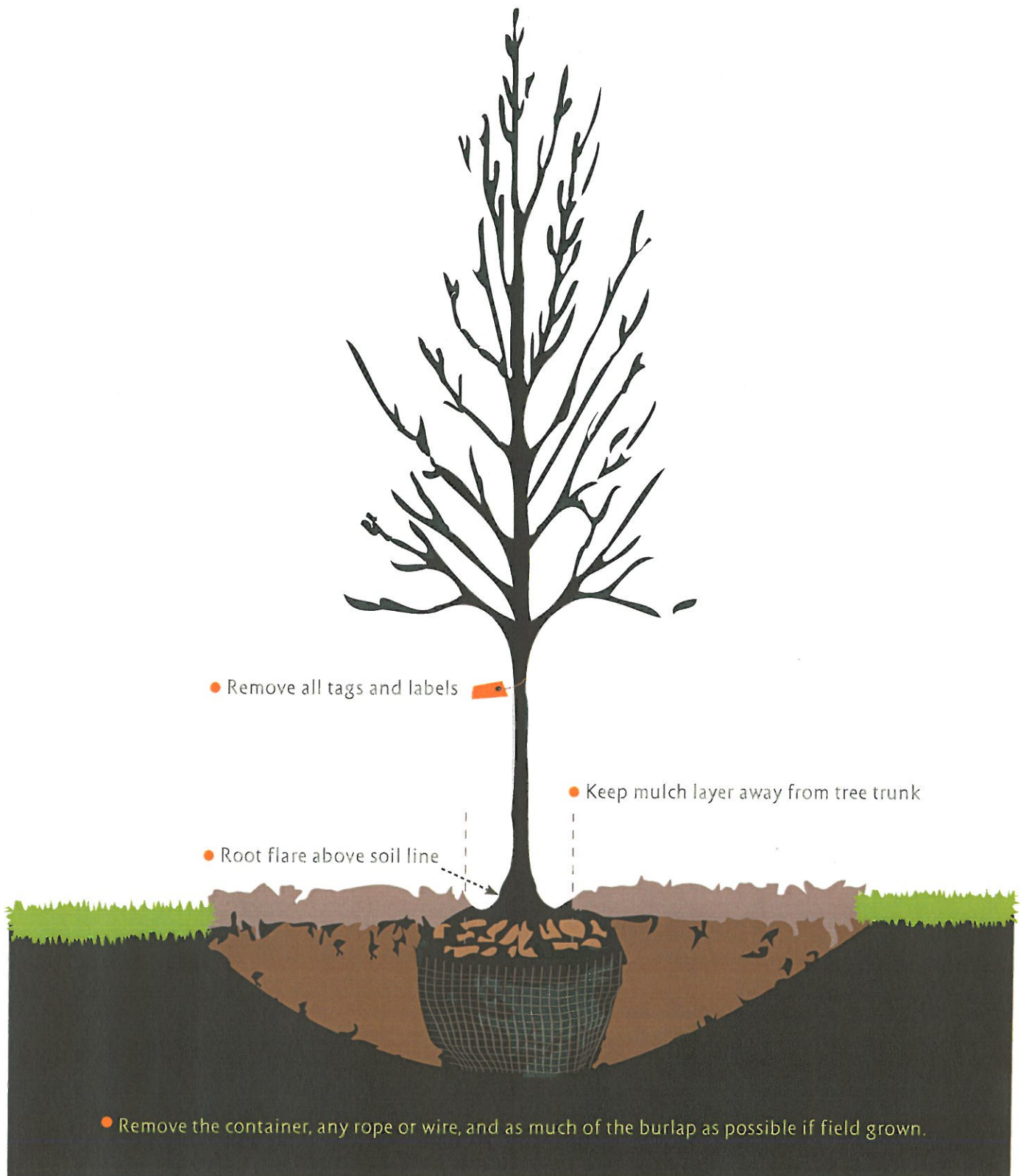
Ideally, new trees are planted in the fall after leaf drop or early spring before bud break. However, given adequate care, new trees can also be planted during the growing season.

- Locate underground utilities before digging by calling (503) 246-6699.
- Dig a hole about as deep as the root ball and about three times the width of the root ball. The wide planting hole will help promote root growth through the disturbed soil surrounding the root ball. The hole should not be so deep that the trunk flare is covered; the area where the roots spread at the base of the tree should be exposed.
- Cut any circling roots prior to planting and only lift the tree by the root ball.
- Adjust the tree straight-upright in the hole and backfill with good topsoil. Do not compact the soil, but gently pack to eliminate air and settle with water. Fertilizer should only be used if recommended based on soil testing results.
- Staking may be needed to help the tree grow upright. Only install stakes if necessary and place them far enough from the tree that they don't stab the root ball. Remove stakes after one growing season to help the tree develop good, sound structure.
- Apply 2 - 4 inches of mulch around the base of the tree, but not directly against the trunk. Mulch helps to retain moisture, moderate soil temperature, and minimize weed growth.
- Keep the soil moist, but not saturated and do not apply water to the tree trunk. Water the minimum amount needed based on temperature and rain conditions.
- Minor pruning may be needed if branches were damaged during planting or for improved structure or overhead clearance following establishment. Pruning should be performed by a qualified tree service.
- Over time, observe changes to the tree and contact a consulting arborist for assistance if something seems out of the ordinary.





# TREE PLANTING



## AVOIDING PROBLEMS

Some tree species may not be desirable as street trees or in other particular locations due to messiness, insects, thorns, or the danger they pose from falling branches (weak wood), sidewalk buckling, or the tendency to topple over due to shallow roots.

The trees listed below are prohibited as street trees in new development per the Lake Oswego Master Plant List (LOC 50.11.004).

*Acer macrophyllum* ~ Big-leaf Maple ~ Leaves block drainage, roots buckle sidewalks

*Acer negundo* ~ Box Elder ~ Insects, weak wood

*Acer rubrum* ~ Red Maple ~ Shallow roots

*Acer saccharinum* ~ Silver Maple ~ Shallow roots, weak wood

*Aesculus hippocastanum* ~ Common Horse Chestnut ~ Messy fruit

*Betulus species* ~ Birches ~ Insects, weak wood

*Carya species* ~ Hickories ~ Fruit causes litter, safety problems

*Catalpa species* ~ Catalpas ~ Seed pods cause litter problems

*Corylus species* ~ Filberts ~ Fruit causes litter, safety problems

*Crataegus species* ~ Hawthorns ~ Thorns, fruit causes litter, safety problems

*Fraxinus species* ~ Ashes ~ Seed pods cause litter problems

*Gleditsia triacanthos species* ~ Honey Locust ~ Seeds cause litter problems

*Juglans species* ~ Walnuts ~ Fruit causes litter problems

*Morus species* ~ Mulberries ~ Fruit causes litter, safety problems

*Populus species* ~ Poplars ~ Shallow roots, weak wood

*Robinia species* ~ Locusts ~ Weak wood, suckers

*Salix species* ~ Willows ~ Shallow roots, weak wood

*Ulmus fulva* ~ Slippery Elm ~ Insects, shallow roots, weak wood

*Ulmus pumila* ~ Siberian Elm ~ Shallow roots, weak wood





## RESOURCES

There are lots of resources available to help you find the right tree. Here are some ideas to get you started:


- Visit [friendsoftrees.org](http://friendsoftrees.org) to see photos of each tree in different seasons, their leaves, fruit and bark, and an interactive illustration of the size and shape the tree will be at different stages of its life.
- Search the internet using specific tree names to get photos and information.
- Download an application for tree identification on your mobile device.
- Walk around the neighborhood and find mature trees that appeal to you.
- Use the library to find illustrated field guides to local trees.
- Visit local nurseries to see trees and talk to the experts.
- Consult with an arborist or landscape architect.

### NOTES



Revised 9/12

Botanical illustrations by Zelimir Borzan, University of Zagreb. Used with kind permission.  
Brochure design: [wizmographics.com](http://wizmographics.com).



**CITY OF LAKE OSWEGO**  
**PLANNING & BUILDING SERVICES**

[www.ci.oswego.or.us](http://www.ci.oswego.or.us)


•

Ph 503.635.0290

Fx 503.635.0269

•

380 A Avenue, 3<sup>rd</sup> Floor  
Post Office Box 369  
Lake Oswego, OR 97034





# TREES IN GRESHAM



Requirements for pruning,  
removing and replacing  
trees in residential  
neighborhoods

# *It's hard to imagine living in a neighborhood with no trees.*



*Trees are important.* They promote soil stability, reduce flooding and runoff, filter air pollution and traffic noise, provide shade, and add to the overall livability of Gresham.

*Trees add value.* By caring for the trees on your property, you are making an investment for yourself and future generations, as well as the community.

## **When to Call, Who to Call**

Before removing any tree on your property, and to determine whether you need a removal permit, we recommend calling the City's Planner on Duty, 503-618-2780. You can call anytime you have a question about trees in your yard.

## **City Tree Standards and Protection**

The City regulates the cutting of trees by making sure too many aren't cut down at once, trees are replaced to maintain or add to our tree inventory, and damaged or overgrown trees don't become a hazard to you and your neighbors.

## **Resources Online**

Visit [GreshamOregon.gov/trees](http://GreshamOregon.gov/trees) for more information and to download tree permit applications, our tree trimming brochure, helpful tips, the City's Street Tree List, and more.



## STREET TREES 101

### Why are street trees a big deal?

The street trees on your block are so much more than “just trees.” In addition to making a street look more appealing:

- ♦ Cars drive more slowly on streets with trees.
- ♦ Street trees cut traffic noise.
- ♦ Residents walk more on streets with trees.
- ♦ Trees increase property value.
- ♦ Trees improve air quality.

Because street trees are located in the right-of-way, they are regulated by the City and can't be cut down or planted without a free Type I Street Tree Permit.

If you are interested in adding more trees on your block, the City's Street Tree List offers lots of choices for trees that don't grow too high, block sun or views, and that thrive in our climate. The list is at [GreshamOregon.gov/trees](http://GreshamOregon.gov/trees).



## TREE DEFINITIONS

**Regulated Tree:** Any tree on public or private property that is 8 inches or larger in diameter at 4 feet high is considered a regulated tree. All street trees, buffer trees, parking lot trees and Significant Trees are regulated.

**Street Tree:** Any tree in the planter strip between the sidewalk and the curb; and trees located within 10 feet of the property line, where there is no (or inadequate) planter strip.

**Significant Tree:** A tree adopted by the City, with the approval of the property owner, as a tree of significance related to a historic event, its uniqueness of shape or species, location, age, or functionality.

**Buffer Tree:** A buffer tree helps provide screening between different land uses such as businesses and single-family homes. The City requires buffers in certain circumstances.

**Tree Topping:** The severe cutting back of limbs or main stem to stubs larger than 3 inches in diameter within the tree's crown; removing the normal tree top and disfiguring the tree. This is a violation and is considered similarly to tree removal.



# FREQUENTLY ASKED QUESTIONS

**Q:** Does the City require property owners to file a tree-pruning permit to prune trees on private property?

**A:** No. The City does not require a pruning permit unless the tree is a designated Significant Tree.

**Q:** Does the City charge a fee or require a permit for property owners to prune street trees in front of the house in the planter strip?

**A:** No. The City does not charge a fee or require a pruning permit unless the tree is a designated Significant Tree.

**Q:** Are there any requirements or suggested methods for pruning street trees in front of the house?

**A:** Yes. Street trees must be pruned according to tree pruning standards in the Gresham Revised Code. Specifically, the City requires that all overhanging tree branches be at least 8 feet above the sidewalk and 12 feet above the street. If more than 20% of the tree's canopy is removed by pruning, or includes root pruning, additional requirements may apply.



**Q:** Who is responsible for maintaining the street trees in front of my house next to the street?

**A:** Property owners are responsible for the care and maintenance of street trees located in the public right-of-way next to their properties.



**Q:** Why do I have to maintain the sidewalk and street trees in front of my house when I don't own them?

**A:** Street trees, sidewalks and landscaping add real value to adjacent properties and make neighborhoods more livable and safer by beautifying streets, stabilizing property values and slowing traffic. Therefore, the responsibility for preserving and maintaining these amenities falls to the adjacent property owners, who are responsible for the sidewalks, parkway strip landscaping and street trees in the right of way next to and serving their properties.

This arrangement between the City and property owner is a typical practice of many cities within the metropolitan area. If the City of Gresham were to become the primary caretaker of street trees and sidewalks along public rights-of-way, additional staff and financial resources would be required.



**Q:** What should I do if a street tree is lifting the sidewalk in front of my house?

**A:** For safety reasons, the sidewalk panels will need to be repaired and this is the responsibility of the property owner. First, have a tree-care professional provide an

assessment and cost estimate for root pruning or possible removal of the tree. Second, call the City's Public Works Inspector, 503-618-2105, to schedule an evaluation of the sidewalk damage and to determine any sidewalk repair permit fees. Finally, after the inspector has visited your property, file a right-of-way permit at the City Hall Permit Center.

**Q:** What kind of permit is required for street tree removal in the public right-of-way?

**A:** Removing a street tree requires a free Type 1 Street Tree Removal Permit from the City. Additionally, any street tree removed must be replaced with a tree from the City's recommended street tree list.

**Q:** How much does a tree-removal permit cost, and how long does it take?

**A:** There is no cost for a Type I Tree Removal Permit. The applicant must comply with conditions of approval and provide a tree removal-site plan map. The City's goal is to process the permit over the counter, but it could take up to a week.

There is an application fee for a Type II Tree Removal Permit and costs per tree for removing more than the permitted three or six trees per 12-month period. An arborist report may be needed. The Type II application process can take two to three months because public notice is required.

**Q:** Where should I look for professional advice on pruning my trees, diagnosing pests or diseases they may have, or if a tree should be removed?

**A:** The City does not recommend specific companies. However, we do recommend you contract the services of a certified arborist.

Check these websites for certified arborists:

- [friendsoftrees.org/](http://friendsoftrees.org/)
- [www.pnwisa.org/](http://www.pnwisa.org/)
- [www.oregon.gov/ODF/URBAN\\_FORESTS/urban\\_forests.shtml](http://www.oregon.gov/ODF/URBAN_FORESTS/urban_forests.shtml)
- [extension.oregonstate.edu/catalog/html/pnw/pnw400/](http://extension.oregonstate.edu/catalog/html/pnw/pnw400/)
- [www.angieslist.com](http://www.angieslist.com)





**Q:** What kind of permit is required for removing trees on my private property?

**A:** The answer depends on the tree's size, location, purpose, and if it is a Significant Tree. In general, the following cases *do not require* a permit for tree removal on private property:

- If the tree is less than 8 inches in diameter. However, relocation vs. removal of a healthy tree less than 8 inches in diameter is encouraged.
- Up to three regulated trees may be removed without a permit in a 12-month period on a property 35,000 square feet or less. Up to six regulated trees may be removed without a permit on properties larger than 35,000 square feet.

In general, the following cases *do require* a permit for tree removal on private property:

- If you wish to remove more than the three or six trees allowed in a 12-month period, you must fill out a Type II Tree Removal Permit with the City.
- Buffer trees located around the perimeter of a property, required as part of a development permit, require a free Type I Buffer Tree Removal Permit and must be replaced in accordance with the approved plan.
- Removal of a Significant Tree must be approved by a Type III land use process based on criteria in Gresham's Community Development Code. Contact the Planner on Duty about the Type III process.
- Any regulated tree located in a sensitive environmental area such as a Flood Plain, Hillside Constraint District or Habitat Conservation Area requires both an approved Type II Tree Removal Permit and Development Permit Application. If you remove a regulated tree in one of these three areas, it must be replaced.

An exception is granted for up to three regulated ornamental trees associated with landscaping on your lot. These require a free Type I Tree Removal Permit.

CITY OF GRESHAM

---

[GRESHAMOREGON.GOV/TREES](https://GRESHAMOREGON.GOV/TREES)

