HILLSBORO

BUILDING DEPARTMENT

ANNUAL REPORT

FISCAL YEAR
1987-88

Gaylord E. Wayland
Building Official

City Of Hillsboro

October 1, 1988

205 S.E. Second Ave. □ 681-6100 □ Hillsboro, Oregon 97123

Honorable Mayor, City Council, and City Manager:

I am proud to submit the 1987-88 annual report for your review. This year reflected an upswing in new house construction with a sharp increase in the construction of new commercial and industrial buildings. I expect the next fiscal year will be a good year for multi-family housing as well as for commercial and industrial construction as there are some large industrial and multi-family buildings under consideration at this time. I anticipate that single-family residential construction will remain steady throughout the 1988-89 fiscal year.

Once again, I have chosen the "building safety is no accident" theme for this report cover. It is the objective of the Building Department to provide safe buildings for the use of our citizens.

Table 1 represents the total number of permits issued during the fiscal year and the total valuation within each category. The information is provided by type of construction permit and includes a comparison with data from the two previous fiscal years.

Table 2 summarizes fees collected for construction permits during 1987-88. The information is presented by type of permit issued and also includes figures from the two previous fiscal years.

I have included organizational charts and statistical reports in this letter and throughout this report for your comparison.

Fiscal Year	No. of Permits	Value
1985-86	554	$27,458,559
1986-87	549	31,574,093
1987-88	570	68,798,594

	1985-86	1986-87	1987-88
New Industrial Value	$7,507,520	$ 1,173,354	$22,744,000
New Commercial Value	4,237,030	5,187,243	13,382,275
New Residential Value	9,092,656	13,267,630	14,768,495

An Equal Opportunity Employer

The fiscal growth in industrial, commercial and residential building has increased our workload to the point where it became necessary to hire an additional combination inspector who joined us in July of 1988. Due to anticipated future city growth, we may consider the addition of another A-level building inspector to help with the increased workload in the 1988-89 fiscal year.

Thank you for your interest in the Building Department's 1987-88 Annual Report. Please feel free to contact me with your questions or comments.

Respectfully submitted,

G. E. Wayland
Building Official

cp

TABLE 1

BUILDING PERMITS & CONSTRUCTION VALUES

		1985-86		1986-87		1987-88	
		No. of Permits	Value	No. of Permits	Value	No. of Permits	Value
1.	New Residential	164	$ 9,092,656	206	$13,267,530	214	$14,768,495
2.	New Duplex	2	170,240	5	378,400	0	-0-
3.	New Multi-Family	2	1,202,000	3	310,000	4	1,612,028
4.	Mobile Homes	2	-0-	3	-0-	2	-0-
5.	Buildings Moved	2	-0-	5	-0-	6	-0-
6.	Wrecked Buildings	21	-0-	22	-0-	34	-0-
7.	Foundations	9	381,850	4	180,000	10	1,142,175
8.	New Commercial	57	4,237,030	43	5,187,243	39	13,382,275
9.	New Industrial	10	7,507,520	12	1,227,780	8	22,744,000
10.	Residential Garages	16	89,972	13	63,648	19	108,060
11.	Public Buildings	12	712,086	14	476,030	15	6,599,373
12.	Church Buildings	1	60,000	2	193,000	0	-0-
13.	Non-Residential Buildings	9	25,640	10	47,808	19	423,437
14.	Residential Alterations	41	532,877	58	739,935	40	428,480
15.	Commercial Alterations	45	2,995,433	28	1,173,354	46	921,446
16.	Industrial Alterations	9	236,966	16	8,059,673	20	6,029,350
17.	Structures other than Buildings*	25	78,675	8	127,630	8	461,875
18.	Sidewalks	28	12,969	25	25,498	23	41,775
19.	Fences	31	18,078	22	18,604	15	18,953
20.	Signs	68	104,567	50	97,960	48	116,872
	TOTALS	554	$27,458,559	549	$31,574,093	570	68,798,594

* This category includes pools, roofing, and solar installations.

TABLE 2

FEES COLLECTED

TYPE OF PERMIT OR FEE:	FISCAL YEAR:	FEES COLLECTED:
Building Permits	1985-86	112,627.82
	1986-87	130,687.00
	1987-88	226,463.30
Plan Check Fees*	1985-86	73,058.28
	1986-87	70,020.80
	1987-88	127,695.21
Plumbing Permits	1985-86	43,524.95
	1986-87	51,003.00
	1987-88	72,460.50
Mechanical Permits	1985-86	12,839.50
	1986-87	12,423.00
	1987-88	12,169.50
Mobile Home Permits	1985-86	100.00
	1986-87	175.00
	1987-88	150.00
Sidewalk Permits	1985-86	430.00
	1986-87	440.00
	1987-88	190.00
Sewer Connection Fees	1985-86	230,288.49
	1986-87	489,506.06
	1987-88	922,857.68
Water Connection Fees	1985-86	79,290.00
	1986-87	238,485.00
	1987-88	285,545.00
Solar Permits	1985-86	806.75
	1986-87	-0-
	1987-88	-0-

*Includes Fire and Life Safety Plan Check fees.

BUILDING DEPARTMENT ORGANIZATIONAL STRUCTURE

AS OF JUNE 30, 1988

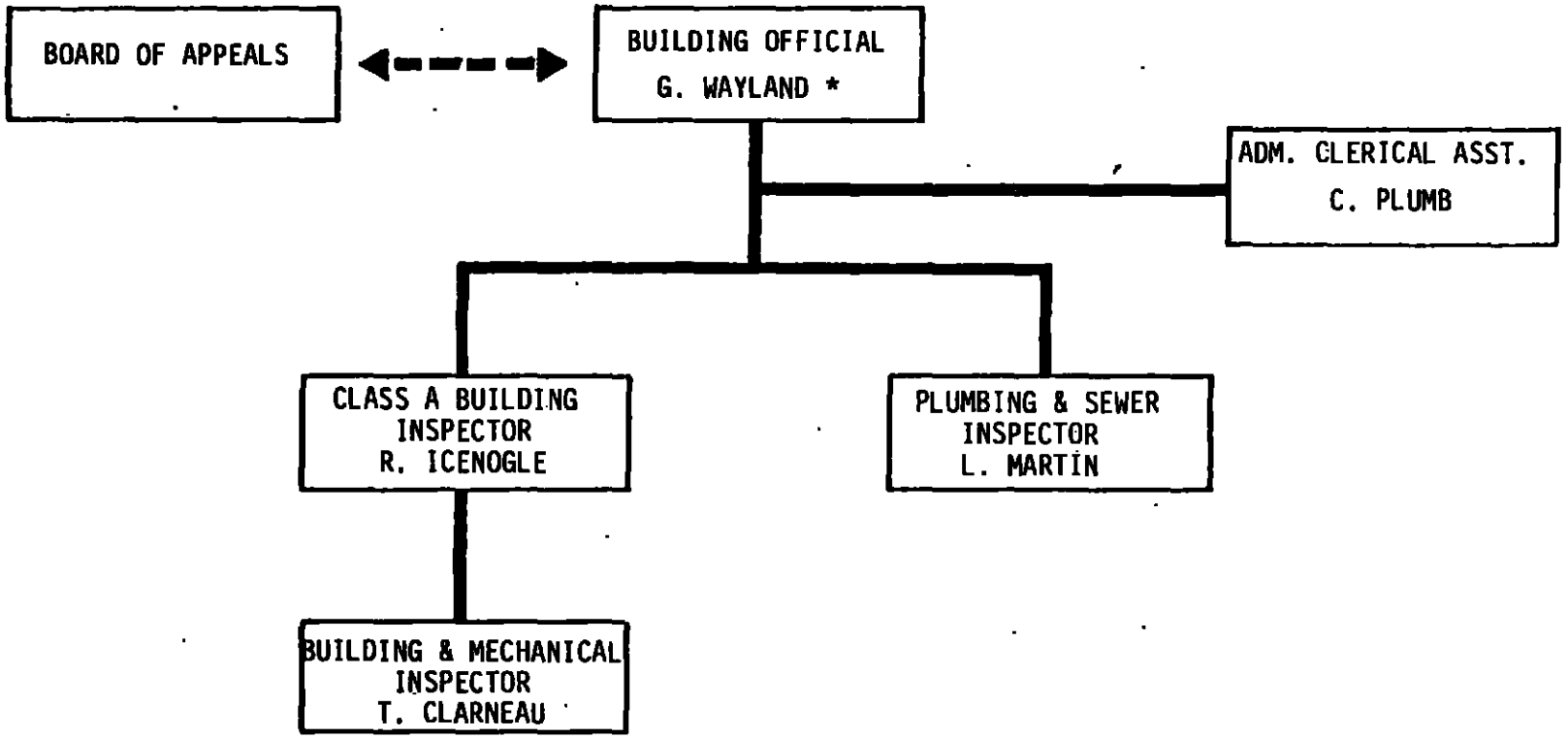

* ROLE INCLUDES CLASS A INSPECTION & BUILDING OFFICIAL DUTIES

BUILDING DEPARTMENT ORGANIZATIONAL STRUCTURE

AS OF JUNE 30,1987

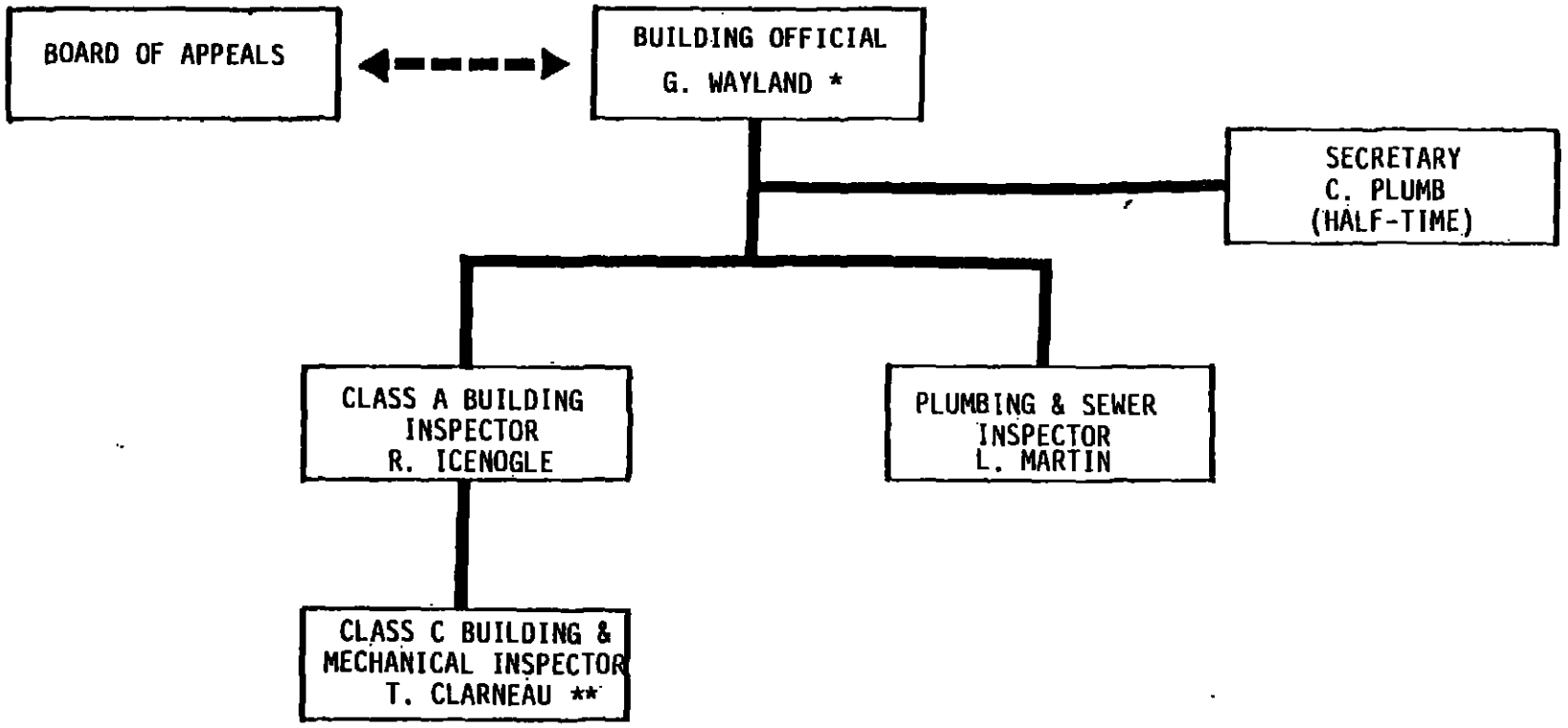

*ROLE INCLUDES CLASS A INSPECTION & BUILDING OFFICIAL DUTIES

**HALF-TIME POSITION

BUILDING DEPARTMENT ORGANIZATIONAL STRUCTURE

AS OF JUNE 30, 1983

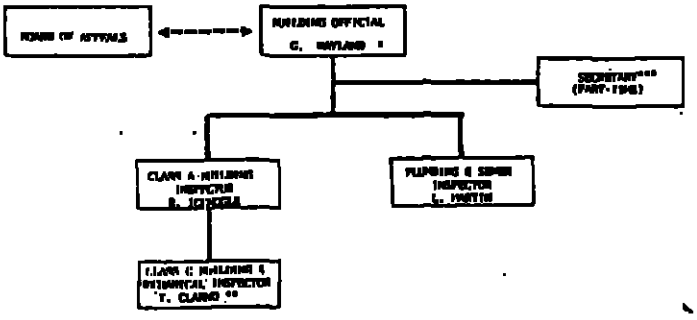

* ROLE INCLUDES CLASS A INSPECTION & BUILDING OFFICIAL DUTIES

** PART TIME AS NEEDED

*** HALF-TIME POSITION TO BE FILLED OCTOBER 1983

BUILDING DEPARTMENT ORGANIZATIONAL STRUCTURE

AS OF JUNE 30, 1984

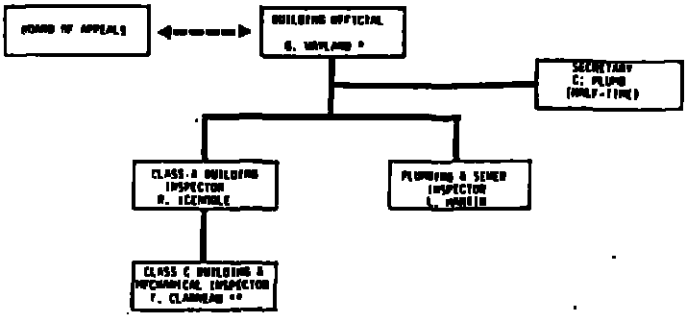

* ROLE INCLUDES CLASS A INSPECTION & BUILDING OFFICIAL DUTIES

** HALF-TIME POSITION

BUILDING DEPARTMENT ORGANIZATIONAL STRUCTURE

ACTUAL 1983 - to FEBRUARY 1984

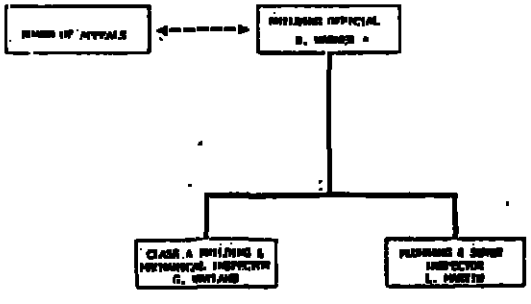

* DUAL ROLE - BUILDING OFFICIAL / CITY MANAGER

BUILDING DEPARTMENT ORGANIZATIONAL STRUCTURE

ACTUAL MARCH 1984 to OCTOBER 1984

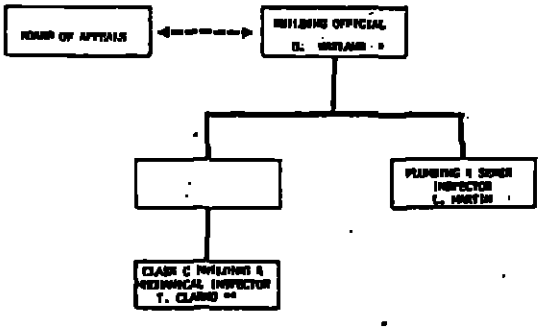

* ROLE INCLUDES CLASS A INSPECTION & BUILDING OFFICIAL DUTIES

** PART TIME AS NEEDED