

COUNCIL RESOLUTION No. 27-2024

A RESOLUTION OF THE CITY COUNCIL OF THE CITY OF MILWAUKIE, OREGON, REVISING FEES AND CHARGES AND UPDATING THE CONSOLIDATED FEE SCHEDULE FOR FISCAL YEARS 2025 AND 2026.

WHEREAS it is the policy and practice of the city to require the discernment and recovery of certain city costs from fees and charges levied in providing various services, products, and regulations, and

WHEREAS city staff shall periodically review of city fees and charges to recover city costs in providing services, products, and regulations, and recommend adjustments to the City Council, and

WHEREAS Milwaukie advisory boards, commissions, and committees periodically recommend adjustments to the fees and charges levied in providing services, products, and regulations, and

WHEREAS the city manager has caused a review of all city fees and charges, has received guidance from advisory boards, commissions, committees, and city staff, and has finalized the updated Consolidated Fee Schedule.

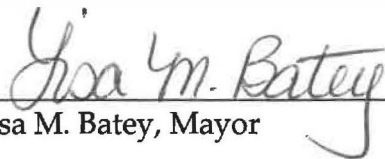
Now, Therefore, be it Resolved that:

SECTION 1. The City of Milwaukie "Fees" document included as Attachment A to this resolution is hereby adopted.

SECTION 2. This resolution supersedes previously adopted fee resolutions.

Introduced and adopted by the City Council on **June 4, 2024**.

This resolution is effective on **July 1, 2024**.



Lisa M. Batey, Mayor

ATTEST:

APPROVED AS TO FORM:



Scott S. Stauffer, City Recorder



Justin D. Gericke, City Attorney



CITY OF MILWAUKIE

CONSOLIDATED FEE SCHEDULE

Fiscal Years 2025 & 2026

Milwaukie, Oregon



City of Milwaukie, Oregon

The City of Milwaukie provides a full range of municipal services to the community, including police protection, traffic control and improvement, street maintenance and improvement, water, wastewater, and surface water management services, planning and zoning regulation, building inspection and regulation, and community library services. This Fee Schedule consolidates all City fees and charges adopted by City Council resolution for the various services that the city provides. Typically, it is updated annually and reflects all fee resolutions passed by Council during the year.

Fee Variance and Waiver Statement

Based upon an unusual circumstance or event, past practices, demonstrated hardship, or public benefit, the City Manager is authorized to waive or decrease a fee(s) or charge(s) in a matter or establish a fee not yet authorized in this schedule. When a new fee is established by the City Manager it shall be incorporated into this document, and it shall be included and specified during the next update to this document.

A waiver or reduction request must be in writing and communicated to Council to allow opportunity for comment. If the City Manager or their designee agrees to said waiver or reduction, he/she shall inform the City Council, in writing, of the request and his/her decision, except in minor matters (defined as waivers or reductions valued at \$1,000 or less).

Effective Dates and Resolutions

[Information to be added once fee schedule is adopted, and updated with any subsequent resolutions over the coming biennium.]

1. ADMINISTRATION.....1

2. BUILDING2

3. BUSINESS REGISTRATION.....11

4. DOWNTOWN PARKING12

5. ENGINEERING.....13

6. FEES IN LIEU OF CONSTRUCTION (FILOC) 15

7. LIBRARY16

8. MISCELLANEOUS.....17

9. MUNICIPAL COURT.....18

10. PLANNING20

11. TREES IN THE CITY25

12. POLICE.....30

13. SDC & CONSTRUCTION EXCISE TAX..... 31

14. UTILITIES36

15. RIGHT-OF-WAY UTILITY LICENSE 41

16. VIOLATIONS OF THE MUNICIPAL CODE 42

17. SOLID WASTE RATES.....46

1. ADMINISTRATION

a. Billable Hourly Rates

The City employee billable hourly rate shall be calculated as 2.5 times step 4 of the employee's job classification, to the nearest \$5 increment, unless otherwise specified. The classification schedule can be found on the City of Milwaukie website under Human Resources.

This calculation shall be used to recover costs for those services billed on an hourly basis, including, but not limited to professional services such as planning, engineering, public works, utility, financial, legal, and police services. The use of a multiplier of 2.5 is intended to recover all overhead, training, benefits, and other costs associated with a city employee's time. Any work performed during overtime hours shall be billed as the calculated hourly rate multiplied by 125 percent. The City Manager and/or department directors are authorized to adjust calculated billings to reflect the impact of unusual circumstances or situations.

2. BUILDING

Building fees include structural, mechanical, plumbing, and electrical charges. Fees are applicable to residential, commercial, and industrial properties unless otherwise specified.

a. Structural Permits¹

Valuation shall be calculated in accordance with OAR 918-050-0100.

Residential/Commercial/Industrial:

Permit Size	Fiscal Year 2025 Base Fee	Plus each additional \$1,000 over base fee	Fiscal Year 2026 Base Fee	Plus each additional \$1,000 over base fee
\$1 to \$5,000	\$150.75	\$0.00	\$150.75	\$0.00
\$5,001 to \$25,000	\$150.75	\$15.50	\$150.75	\$15.50
\$25,001 to \$50,000	\$460.75	\$11.50	\$460.75	\$11.50
\$50,000 to \$100,000	\$748.25	\$7.80	\$748.25	\$7.80
Over \$100,000	\$1,138.25	\$6.50	\$1,138.25	\$6.50
Minimum permit fee	\$150.75	\$0.00	\$150.75	\$0.00

¹ Permit fees are calculated based on the total valuation and square footage of the improvements.

Building Continued

Stand-alone Fire Suppression Systems (requires a backflow device when connected to potable water installed by licensed plumbing contractor or person exempt from licensing):

Permit Size	Fiscal Year 2025 Base Fee	Fiscal Year 2026 Base Fee
0 sq. ft. to 2,000 sq. ft.	\$157.80	\$157.80
2,001 sq. ft. to 3,600 sq. ft.	\$236.90	\$236.90
3,601 sq. ft. to 7,200 sq. ft.	\$296.15	\$296.15
7,201 sq. ft. and greater	\$551.45	\$551.45

Fire and Life Safety Plan Review Fee

Commercial properties only; 50% of the structural permit fee.

Essential Facilities Hazard Report Review

Commercial properties only; 1% of the structural and mechanical fees.

Initial Structural Plan Review Fees

75% of the permit fees.

Third Party Plan Review

For transfer of a plan review to a third party; 10% of the permit fee, \$65 minimum.

Building Continued:**b. Mechanical Permits****Residential:**

Fees per current Mechanical Permit Application:

Permit	Fiscal Year 2025 Base Fee	Fiscal Year 2026 Base Fee
Minimum permit fee	\$155.90	\$155.90
HVAC – for the installation of air handling unit including ducts		
Up to 10,000 cfm	\$27.40	\$27.40
Over 10,000 cfm	\$32.45	\$32.45
Air conditioning/heat pump (site plan required)	\$50.35	\$50.35
Alteration of existing HVAC system	\$23.40	\$23.40
Mini split system	\$23.40	\$23.40
Furnace install/relocate/replace including ductwork and vent		
Up to 100,000 BTU/h	\$23.40	\$23.40
Over 100,000 BTU/h	\$27.60	\$27.60
Vent for other than furnace	\$23.40	\$23.40
Hydronic Piping System	\$23.40	\$23.40
Install/relocate/replace heaters (room, suspended, wall/floor-mounted)	\$23.40	\$23.40
Environmental Exhaust and Ventilation – for the installation of		
Appliance vent	\$19.15	\$19.15
Dryer exhaust	\$15.50	\$15.50
Range hood/ other kitchen equipment	\$13.15	\$13.15
Each hood that is served by a mechanical exhaust or air conditioning	\$13.15	\$13.15
Exhaust system and single duct (bath fan) each	\$10.75	\$10.75
Exhaust system apart from heating or air conditioning	\$15.50	\$15.50
Fuel Piping and Distribution/LPG-NG-Oil fuel piping		
Up to four outlets (including gas tag)	\$27.60	\$27.60
Each additional outlet over four	\$2.95	\$2.95
Other Listed Applications		
Decorative fireplace or insert	\$44.40	\$44.40
Woodstove/pellet stove	\$58.75	\$58.75
Water heater/flue vent	\$23.40	\$23.40
Chimney-liner-flue -vent w/o appliance	\$23.40	\$23.40
Oil tanks/gas/diesel generators	\$23.40	\$23.40
Barbeque	\$23.40	\$23.40
Radon mitigation	\$23.40	\$23.40
Pool or spa heater/kiln	\$23.40	\$23.40

Building Continued

Mechanical Permits continued

Commercial/Industrial:

Valuation shall be calculated on the value of the equipment and installation costs. Use this section for commercial installation, replacement or relocation of non-portable mechanical equipment, or mechanical work not covered previously. Indicate the value of all mechanical labor, materials, and equipment.

Permit	FY 2025 Base Fee	Plus each additional over the base fee	FY 2026 Base Fee	Plus each additional over the base fee
Minimum permit fee	\$155.90	\$0.00	\$155.90	\$0.00
\$1 to \$5,000	\$155.90	\$0.00	\$155.90	\$0.00
\$5,001 to \$10,000*	\$155.90	\$2.50	\$155.90	\$2.50
\$10,001 to \$100,000**	\$280.90	\$19.15	\$280.90	\$19.15
Over \$100,000**	\$2,004.40	\$13.00	\$2,004.40	\$13.00
*Permit category stipulates additional over each \$100.				
**Permit category stipulates additional over each \$1,000.				

Initial Mechanical Plan Review Fees for Residential and Commercial/Industrial

50% of the permit fees.

Building Continued

c. Plumbing Permits

Permit	Fiscal Year 2025 Base Fee	Fiscal Year 2026 Base Fee
Minimum permit fee (Residential/Commercial/Industrial)	\$155.90	\$155.90
Utilities per 100 feet (Residential/Commercial/Industrial)	\$120.00	\$120.00
Catch basin	\$52.75	\$52.75
Drywells, each	\$118.45	\$118.45
Rain drain connector	\$52.75	\$52.75
Manholes, each	\$103.20	\$103.20
Addition, alterations, and repairs for Residential/Commercial/Industrial (per fixture)	\$33.60	\$33.60

Residential:

Fees per current Plumbing Permit Application:

Permit	Fiscal Year 2025 Base Fee	Fiscal Year 2026 Base Fee
Total bathrooms per dwelling		
1 bath dwelling (includes 1 kitchen)	\$654.90	\$654.90
2 bath dwelling (includes 1 kitchen)	\$723.65	\$723.65
3 bath dwelling (includes 1 kitchen)	\$860.00	\$860.00
Additional bathroom/kitchen	\$342.35	\$342.35
Manufactured home utilities	\$135.65	\$135.65
*Includes the first 100 ft. of water piping, wastewater and storm water lines, hose bibs, icemakers, under floor low point drains, and rain drain packages that include the piping, gutters, downspouts, and perimeter system.		
Interior Piping (water or sewer) (per floor)		
First floor	\$103.20	\$103.20
Each additional floor	\$35.90	\$35.90
Multipurpose or Continuous Loop Suppression Systems		
0 sq. ft. to 2,000 sq. ft.	\$165.75	\$165.75
2,001 sq. ft. to 3,600 sq. ft.	\$248.85	\$248.85
3,601 sq. ft. to 7,200 sq. ft.	\$311.15	\$311.15
7,201 sq. ft. and greater	\$579.25	\$579.25

Building Continued

Commercial/Industrial:

Valuation shall be calculated on the value of the equipment and installation costs. Fees per current Plumbing Permit Application:

Permit	Fiscal Year 2025 Base Fee	Plus each additional over the base fee	Fiscal Year 2026 Base Fee	Plus each additional over the base fee
Interior Piping (per fixture)	\$33.60	\$0.00	\$33.60	\$0.00
Initial plumbing plan review fees	30% of the plumbing permit fees			
Medical Gas permits				
\$1 to \$6,500	\$155.90	\$0.00	\$155.90	\$0.00
\$6,501 to \$10,000*	\$155.90	\$1.90	\$155.90	\$1.90
\$10,001 to \$100,000**	\$222.40	\$11.25	\$222.40	\$11.25
Over \$100,000**	\$1,234.90	\$7.80	\$1,234.90	\$7.80
Minimum permit fee	\$155.90	\$0.00	\$155.90	\$0.00
*Permit category stipulates additional over each \$100.				
**Permit category stipulates additional over each \$1,000.				

d. Electrical Permits

Residential/Commercial/Industrial

Fees per current Plumbing Permit Application:

Permit	Fiscal Year 2025 Base Fee	Fiscal Year 2026 Base Fee
Minimum permit fee	\$155.90	\$155.90
New Residential single or multifamily houses, includes attached garage:		
1,000 square feet or less	\$315.15	\$315.15
Each additional 500 square feet or portion	\$64.40	\$64.40
Limited energy - single family (per dwelling)	\$127.55	\$127.55
Limited energy - multi-family (per floor)	\$127.55	\$127.55
Protective Signaling-multi-family (per floor)	\$127.55	\$127.55

Building Continued

d. Electrical Permits

Residential/Commercial/Industrial

Permit	Fiscal Year 2025 Base Fee	Fiscal Year 2026 Base Fee
Services or feeders installation, alterations, and/or relocation		
200 amps or less	\$188.45	\$188.45
201 amps to 400 amps	\$249.40	\$249.40
401 amps to 600 amps	\$378.85	\$378.85
601 amps to 1,000 amps	\$564.40	\$564.40
Over 1,000 amps or volts	\$1,032.15	\$1,032.15
Temporary services or feeders installation, alteration, and/or relocation		
200 amps or less	\$110.00	\$110.00
201 amps to 400 amps	\$234.10	\$234.10
401 amps to 600 amps	\$315.15	\$315.15
601 amps to 1,000 amps	\$463.05	\$463.05
Over 1,000 amps or volts	\$877.25	\$877.25
Branch circuits		
Branch circuits without service or feeder, 1 st circuit	\$105.35	\$105.35
Branch circuits without service, each additional circuit	\$14.45	\$14.45
Branch circuits with service, each circuit	\$14.45	\$14.45
Miscellaneous (service or feeder not included)		
Each manufactured or modular dwelling, service, and/or feeder	\$127.60	\$127.60
Reconnect only	\$127.60	\$127.60
Pump or irrigation circle	\$127.60	\$127.60
Sign or outline lighting	\$127.60	\$127.60
Signal circuit(s) or limited energy panel, alteration or extension (commercial/industrial only)	\$127.60	\$127.60
Each additional inspection over the allowable	\$99.45	\$99.45
Renewable Electrical Energy		
5 kva or less (2)	\$162.70	\$162.70
5.01 kva to 15 kva (2)	\$194.25	\$194.25
15.01 kva to 25 kva (2)	\$316.45	\$316.45
Greater than 25 kva – 25 kva + each additional kva to 100 kva (max)	\$12.65	\$12.65
For Wind generation system		
25.01 kva to 50 kva (2)	\$632.95	\$632.95
50.01 kva to 100 kva	\$1,265.85	\$1,265.85
Master Electric Permit Application	\$100.00 one-time application fee	
Master Electric Permit Inspections	\$110.00 per hour	
Initial Electrical Plan Review Fees	25% of the electrical permit fee	
Third Party Plan Review	\$110.00	

Building Continued

e. Manufactured Homes

All jurisdictions in the Tri-County area shall charge a single fee for the installation and set-up of manufactured homes. This single fee shall include the concrete slab, runners, or foundations when they comply with the prescriptive requirements of the Oregon Manufactured Dwelling standard, electrical feeder and plumbing connections, and all cross-over connections.

Permit	Fiscal Year 2025 Base Fee	Fiscal Year 2026 Base Fee
Permit fee	\$445.00	\$445.00
Manufactured dwelling parks and mobile home parks fee ¹	Per current State Permit Fee	
Statewide Code Development, Training and Monitoring Fee	\$30.00	\$30.00

f. In-fill and Grading

Permit	Fiscal Year 2025 Base Fee	Fiscal Year 2026 Base Fee
In-fill and Grading Permit and Plan review fees for each		
1 to 50 cubic yards	\$100.00	\$100.00
51 to 100 cubic yards	\$150.00	\$150.00
101 to 1,000 cubic yards ⁵⁴	\$200.00	\$200.00
1,000 to 10,000 cubic yards	\$250.00	\$250.00
10,001 cubic yards or more	Total hourly cost ²	

¹ O.A.R. 918-600-0030.

² Costs to include supervision, overhead, hourly wages and benefits of employees involved.

Building Continued**g. Permit Related Fees**

Permit	Fiscal Year 2025 Base Fee	Fiscal Year 2026 Base Fee
State surcharge shall be collected in an amount as required by State law		
Building Moving/Demolition permits:		
2,000 square feet or less	\$110.00	\$110.00
Each additional 1,000 square feet or portion	\$40.00	\$40.00
Plan Review Fee	75% of the permit fee	75% of the permit fee
Prescriptive Solar PV Installation	\$100.00	\$100.00
Non-prescriptive Solar PV Installation per current structural fee by validation	See building valuation table	
Recreational Parks and Organizational Camps	Per current State Permit Fee	
Administrative fee for simple refunds	\$35.00	\$35.00
Administrative fee for simple refunds	\$250.00	\$250.00
Administrative fee for changing contracts simple	\$35.00	\$35.00
Administrative fee for changing contracts complex	\$250.00	\$250.00
Floating structure permit – follow the structural permit fee schedule		
Permit changes outside of normal scope	\$110.00 per hour	
Plan review fees required/requested changes, additions and revisions.	\$110.00 per hour	
Re-inspection fees	\$110.00	\$110.00
Replacement sheets (each)	\$23.00	\$23.00
Re-instatement fee	\$110.00	\$110.00
Investigation fee	\$110.00 per hour	
Inspections outside of normal business hours (min. 2 hours)	\$110.00 per hour	
Earthquake – restraint bracing	\$135.00	\$135.00
Plan reviews not designated elsewhere	30% of the permit fee	
Certificate of Occupancy	\$180.00	\$180.00
Temporary Certificate of Occupancy	\$180.00	\$180.00
Change of use/Occupancy	\$180.00	\$180.00
Technology fee – applies to all programs unless specified	5% of the permit fee	
Deferred Submittal fee (per Deferred Submittal)	70% of the permit fee calculated using the value of the deferred portion with a minimum of \$300.	
Phased permit fee (per phase)	\$300.00 + 10% of the total project permit fee (not to exceed \$1,500.00 per phase)	

3. BUSINESS REGISTRATION

Business Registration is required annually for all businesses doing business in the City.

Permit	Fiscal Year 2025 Fee	Fiscal Year 2026 Fee
Standard Base Fee	\$175.00	\$175.00
New Business Commencing between July 1 and December 31	\$88.00	\$88.00
Change in Business Ownership	\$15.00	\$15.00
Fee for each FTE	\$10.00	\$10.00
Temporary Business (2 weeks or less)	\$30.00	\$30.00
Delinquent Registration	10% of the original business tax plus interest at 9% per annum from the due date until full payment is received.	

Metro Business License versus City Business Registration or Both:

Instead of obtaining separate business licenses/registrations within each Portland-area city that you conduct business in, you can purchase a single license from Metro to construct, alter, and repair structures in 20 cities that have licensing/registration requirements in the metropolitan area, excluding Portland. The license covers all construction trades, both commercial and residential, as well as all landscape contractors. Exception: if your principal place of business is inside the City of Milwaukie, the business is required to apply for a City of Milwaukie Business Registration in addition to the Metro license.

For Metro applications, contact Metro at 503-797-1620 or visit their website at: <http://www.oregonmetro.gov/tools-working/regional-contractors-business-license>

4. DOWNTOWN PARKING

Downtown employees can purchase a permit for designated permit spaces. Customers and visitors of downtown Milwaukie can use the short-term parking spaces.

Parking Permit Fees ¹	Fiscal Year 2025 Fee	Fiscal Year 2026 Fee
Daily	\$7.00	\$7.00
Monthly	\$100.00	\$100.00
Quarterly	\$275.00	\$275.00
Discount for Bulk Pass Purchase (>10) ²	10%	10%
Replacement Pass (each)	\$7.00	\$7.00
Parking Variance Fee ³	\$40.00	\$40.00

Downtown Parklet Use Fees

Downtown parklets are reviewed through Engineering. Additionally, Parklets incur a use fee for the parking spaces which are due upon application approval.

Engineering Fees	Fiscal Year 2025 Fee	Fiscal Year 2026 Fee
New parklet application fee	\$150.00	\$150.00
New parklet right-of-way fee	\$150.00	\$150.00
Parklet renewal application fee	\$50.00	\$50.00
Parklet renewal right-of-way fee	\$95.00	\$95.00
Parklet plan review	\$150.00	\$150.00
Monthly Use Fee Per Parking Space		
Private seasonal platform	\$20.00	\$20.00
Hybrid parklet (25% discount from private)	\$15.00	\$15.00
Public parklet	No fee for parking space use	
Additional incurred costs (if applicable)	TBD based on location	
Signage for public and hybrid parklets	\$95.00	\$95.00

¹ For parking fines refer to section 9.

² Does not apply to daily permits.

³ Parking variance is subject to City approval for events and/or construction parking. Fee is charged per parking space and would be issued for no longer than a two-week period.

5. ENGINEERING

Engineering fees consist of plan review, inspections, permits, printed and electronic maps, and erosion control review.

Inspections and permits	Fiscal Year 2025 Fee	Fiscal Year 2026 Fee
Right-of-Way Permit Application¹		
Construction permit application	\$275.00	\$275.00
Sidewalk permit	\$55.00	\$55.00
Temporary street use	\$55.00	\$55.00
Use permit application	\$55.00	\$55.00
Parking closure downtown (per month, per space)	\$55.00	\$55.00
Lane closure (per week, per lane/block)	\$110.00	\$110.00
Road closure (per week, per block)	\$275.00	\$275.00
Major encroachment permit application	\$165.00	\$165.00
Minor encroachment permit application	\$55.00	\$55.00
Recording fee	\$113.00	\$113.00
Right-of-way re-inspection (beyond standard of 2)	\$105.00	\$105.00
Painted intersection permit	\$55.00	\$55.00
Subdivision construction inspection	5.5% of total construction cost (\$500 minimum)	
Public improvement construction inspection	5.5% of total construction cost (\$500 minimum)	
Street opening deposit	\$25.00 per sq. ft./\$1,500.00 minimum	
Street opening surcharge (under 5-year moratorium)	\$50.00 per sq. ft./\$3,000.00 minimum	
5-year moratorium surcharge		
1 st year of moratorium	\$250.00 per sq. ft.	\$250.00 per sq. ft.
2 nd year of moratorium	\$200.00 per sq. ft.	\$200.00 per sq. ft.
3 rd year of moratorium	\$150.00 per sq. ft.	\$150.00 per sq. ft.
4 th year of moratorium	\$100.00 per sq. ft.	\$100.00 per sq. ft.
5 th year of moratorium	\$50.00 per sq. ft.	\$50.00 per sq. ft.
Grading permit		
Minor (0 to 100 cy)	\$165.00	\$165.00
Major (100+ cy)	\$275.00	\$275.00
Flood plain review	Actual costs	
Flood plain inspection	Actual costs	
Building permit plan review – minor	\$85.00	\$85.00
Building permit plan review – major	\$165.00	\$165.00
Street vacation/rename request	\$2,750.00 deposit (actual cost billed per hourly rate)	
Request for stormwater rate reduction	\$75.00 deposit (actual cost billed per hourly rate)	
Franchise permit application	No charge	
Traffic control device request	No charge	
Engineering request	No charge	
ADA request for service	No charge	
Transportation fee review application	\$85.00 deposit (actual cost billed per hourly rate)	
Appeal to City council ²	\$330.00	\$330.00
Sewer dye test	\$110.00	\$110.00
Moving buildings ³	\$220.00 + \$85.00/hr. staff time + \$1,000.00 deposit	

¹ For right-of-way license fees related to utilities see section 14.

² Appeals only related to Engineering determination. See other relevant sections regarding appeals.

³ Performance bond amount at discretion of City Engineer.

Engineering Continued

Inspections and permits	Fiscal Year 2025 Fee	Fiscal Year 2026 Fee
Materials		
Public Works Standards	\$30.00	\$30.00
Sewer TV inspection tape	\$25.00	\$25.00
Electronic Drawing		
Paper – all sizes	\$6.00	\$6.00
Other format (plus \$45.00/hr. for additional work)	\$8.00	\$8.00
Reproduction charges (\$0.10 for additional pages)	\$1.00	\$1.00
Printed and electronic maps (GIS)		
Standard selection of GIS maps		
Full sheet (34" x 44")	\$50.00	\$50.00
½ sheet (22" x 34")	\$40.00	\$40.00
1/4 sheet (17" x 24")	\$30.00	\$30.00
1/8 sheet (11" x 17")	\$17.00	\$17.00
Electronic file (via electronic mail in PDF, JPG, GIF, or TIF formats)	\$17.00	\$17.00
Electronic file (for mailed media, which includes postage, handling, and media charges)	\$25.00	\$25.00
Aerial maps		
Full sheet (34" x 44")	\$55.00	\$55.00
½ sheet (22" x 34")	\$45.00	\$45.00
1/4 sheet (17" x 24")	\$35.00	\$35.00
1/8 sheet (11" x 17")	\$25.00	\$25.00
Electronic file (via electronic mail in PDF, JPG, GIF, or TIF formats)	\$17.00	\$17.00
Electronic file (for mailed media, which includes postage, handling, and media charges)	\$25.00	\$25.00
Custom maps		
Flat charge per hour plus cost of materials	\$60.00	\$60.00
Electronic file (for mailed media, which includes postage, handling, and media charges)	\$8.00	\$8.00
Erosion Control		
Erosion Control permit required when disturbing over 500 sq.ft. of soil or as determined by MMC 16.28. Permit fees include one (1) plan review, one (1) initial inspection fee, and one (1) final inspection fee. Development sites may require more than one permit depending on project size, staging and requested phasing of occupancy. An erosion control permit may include demolition, clearing, grading and/or construction phases of development.		
Permit Review Fees – includes one (1) plan review, one (1) initial inspection and one (1) final inspection.		
Erosion Control Permit Consultation Fee (up to 30 min consultation)	50.00	50.00
Discount for Certified Erosion and Sediment Control Lead (CESCL) assigned project staff	25% permit review fee reduction	25% permit review fee reduction
Discount for qualified affordable housing One or more units meeting MMC 3.60.050	25% permit review fee reduction	25% permit review fee reduction
Residential – Minor Site Disturbance: For small projects adding no additional building footprint. Must be less than 1000 sq. ft. total soil disturbance	100.00	100.00
Residential - Single Family Home For single detached units and/or detached additional dwelling units.	250.00	250.00
Residential – Duplex, Triplex, Quadplex	500.00	500.00
Residential - Townhouses Attached single units, one unit per taxlot	500.00	500.00

Residential - Cottage Cluster Three (3) to twelve (12) units per cluster, one cluster per permit	500.00	500.00
Residential – Multi-unit Housing Five (5) or more attached units in one building, fee applies per building	750.00	750.00
Residential – Multi-phase development Large site for phased development, including grading, subdivision, right-of-way improvements, and site utility work. Fee is in addition to phased individual site permits.	500.00	500.00
Residential 1200 CN plan review fee	50.00	50.00
Commercial/Industrial – Minor Site Disturbance For small projects adding no additional building footprint. Must be less than 1000 sq. ft. total soil disturbance	100.00	100.00
Commercial – Multiunit Housing Five (5) or more attached units in one building, fee applies per building	750.00	750.00
Commercial - < 30,000 sq. ft. disturbed	750.00	750.00
Commercial - ≥ 30,000 sq. ft. to < 1 acre	750.00	750.00
Commercial - ≥ 1 acre but < 5 acre	900.00	900.00
Commercial – > 5 acres	400.00	400.00
Industrial - < 30,000 sq. ft. disturbed	800.00	800.00
Industrial - ≥ 30,000 sq. ft. to < 1 acre	800.00	800.00
Industrial - ≥ 1 acre but < 5 acre	900.00	900.00
Industrial – > 5 acres	400.00	400.00
Permit reissuance fee (no significant site changes, no changes to submitted EC plan,)	50.00	50.00
Erosion Control Inspection Fees		
Residential Re-Inspection Fee (Initial, Final)	60.00	60.00
Residential Routine Inspection Fee	20.00	20.00
Commercial Re-Inspection Fee (Initial, Final)	80.00	80.00
Commercial Routine Inspection Fee	30.00	30.00
Industrial Re-Inspection Fee (Initial, Final)	80.00	80.00
Industrial Routine Inspection Fee	40.00	40.00
Non-compliance Inspection Fee	120.00	120.00
Erosion Control Violation Fees		
Erosion Control Violation (MMC 16.28)	\$300.00/day	\$300.00/day
Illicit Discharge Violation (MMC 13.14)	\$1,000.00/day	\$1,000.00/day

¹ Performance bond amount at discretion of City Engineer.

² Certification requires 4 hours of training in erosion control every two years.

6. FEES IN LIEU OF CONSTRUCTION (FILOC)

FILOC (Residential/Commercial/Industrial)	Fiscal Year 2025 Fee	Fiscal Year 2026 Fee
Transportation¹ , maximum per lineal foot of site frontage. Actual fee may be less depending on site conditions and actual improvements required.	\$340.00	\$340.00
Collectors, arterials, and public area requirements	Actual cost + 50%	
Water² – per lineal foot of site frontage	\$375.00	\$375.00
Stormwater³ – per lineal foot of site frontage	\$265.00	\$265.00
Wastewater⁴ – per lineal foot of site frontage	\$250.00	\$250.00
Stormwater Management⁵ – per square foot of new or changed	\$14.00	\$14.00

FILOC may be available as an alternative to construction of minimum required improvements in accordance with MMC 13.32. FILOC for Transportation, Water, Stormwater, Wastewater, and Stormwater Management Facilities are established by City Council based on impact of development on the infrastructure serving the proposed use. FILOC for Transportation, Water, Stormwater, and Wastewater are based on historical costs to construct the facility per lineal foot of frontage. FILOC for Stormwater Management Facilities is based on historical costs to construct a facility per square foot of added or changed impervious area draining to the public system. FILOC is indexed for inflation annually using the Engineering News-Record Construction Cost Index (CCI) for Seattle, WA (Resolution #79-2016), based on a 5-yr running average.

¹ Transportation FILOC is based on the historical cost to construct the minimum standard improvements for a local street.

² Water FILOC is based on the historical cost to construct the minimum standard water main.

³ Stormwater FILOC is based on the historical cost to construct the minimum standard storm main.

⁴ Wastewater FILOC is based on the historical cost to construct the minimum standard sanitary sewer main.

⁵ Storm Water Quality FILOC is based on the historical cost to construct the minimum required water quality facility for impervious surfaces created that drain to a public storm system without treatment.

7. LIBRARY

The Library collects fines for overdue books, lost or damaged items, and photocopying services.

Overdue Fines	Fiscal Year 2025 and 2026 Fee	Fiscal Year Maximum
Adult	\$0.10	\$1.00
Juvenile	\$0.10	\$1.00
Library of Things	\$1.00 per day	Replacement cost

Fees and Charges	Fiscal Year 2025 and 2026
Printing and Copies, per side	
Black and white	\$0.10
Color	\$0.50
Microfilm copies	
Lost or damaged items	Up to Replacement Cost
Non-district citizen library use (annual pass)	\$95.00

8. MISCELLANEOUS

Fees and Charges	Fiscal Year 2025	Fiscal Year 2026
Document printing and copying Black and white Color	\$0.10 \$0.50	\$0.10 \$0.50
Lien docket searches	\$35.00	\$40.00
Filming permit – fee varies based upon production budget and time to review application. Fee may be waived under certain conditions.	\$2,400.00	\$2,400.00
South Downtown Plaza Reservations – Fee applies to full or partial closure of the South Downtown Plaza & festival street. Fee may vary based on size of event and staff involvement required. Fee may be waived at the discretion of the city manager or designee.	\$400.00	\$400.00
Temporary event permit – fee may be charged to cover costs incurred by the City for assisting with an event. Staff time will be based upon billable hourly rates.	No application fee	
Use of parking stall(s) in the right-of-way during a temporary event – City reserves the right to charge for required staff time if inspection is needed.	\$30.00	\$30.00
Maximum credit card transaction is \$10,000. All transactions greater than \$10,000 must be paid via cash, check, money order, or electronic funds transfer (EFT). This includes building permits, court fines, and other licensing or administrative services provided by the city.		

9. MUNICIPAL COURT

Milwaukie Municipal Court collects fines for traffic citations, parking violations, and miscellaneous programs approved by the Judge. Traffic fine amounts are set by State legislature based on the offense classification.

Fees and Charges	Fiscal Year 2025 Base Fee	Fiscal Year 2026 Base Fee
Payment plan installment fee	\$25.00	\$25.00
Failure to appear	\$40.00	\$40.00
Reinstatement fee	\$15.00	\$15.00
Suspension packet fee	\$15.00	\$15.00
Returned check fee	\$30.00	\$30.00
Boot release fee	\$50.00	\$50.00
Seat belt class fee	\$50.00	\$50.00
Collection processing fee	\$30.00	\$30.00
Audio CD – Court session	\$25.00	\$25.00
Trial cancellation fee	\$25.00	\$25.00
Young driver diversion fee		
Class B	\$200.00	\$200.00
Class C	\$100.00	\$100.00
Dismissal fee		
Class D	\$50.00	\$50.00
Deferred sentencing fee		
Class B	\$265.00	\$265.00
Class C	\$165.00	\$165.00
Class D	\$115.00	\$115.00

Traffic Fines				
Fiscal Year 2025 Fees				
Penalty	Presumptive Fine	Special Zone Fine¹	Minimum Fine	Maximum Fine
Class A	\$440.00	\$875.00	\$225.00	\$2,000.00
Class B	\$265.00	\$525.00	\$135.00	\$1,000.00
Class C	\$165.00	\$165.00	\$85.00	\$500.00
Class D	\$115.00	\$115.00	\$65.00	\$250.00
Fiscal Year 2026 Fees				
Class A	\$440.00	\$875.00	\$225.00	\$2,000.00
Class B	\$265.00	\$525.00	\$135.00	\$1,000.00
Class C	\$165.00	\$165.00	\$85.00	\$500.00
Class D	\$115.00	\$115.00	\$65.00	\$250.00

¹ Special zones include highway work zones, school zones, and safety corridors.

Municipal Court Continued

Parking Fines

Per Milwaukie Municipal Code §10.20.090E, parking fine amounts may increase by 50% when a registered vehicle owner has received four (4) or more previous citations for the same parking violation within a rolling 365-day timeframe. If bail is not posted by the court date, the fine will be doubled. (Ord. #2005, adopted 2009, Ord. #1997, adopted 2009, Ord. #1728, adopted 1993, and Ord. #1361, adopted 1977).

Parking Fines	Fiscal Year 2025 Fee	Fiscal Year 2026 Fee
Abandon vehicle	\$80.00	\$80.00
Angle parking	\$40.00	\$40.00
Bicycle lane	\$80.00	\$80.00
Blocking driveway	\$50.00	\$50.00
Block rule	\$40.00	\$40.00
Blocking disabled parking space	\$250.00	\$250.00
Bus zone/taxi zone	\$50.00	\$50.00
Double parking	\$50.00	\$50.00
During prohibited times	\$50.00	\$50.00
Emergency/safety zone	\$80.00	\$80.00
Fire hydrant	\$80.00	\$80.00
Five or more unpaid violations	\$60.00	\$60.00
Head-in only parking	\$50.00	\$50.00
Loading zone	\$50.00	\$50.00
No parking zone/tow away zone	\$80.00	\$80.00
On crosswalk/sidewalk	\$80.00	\$80.00
Over one foot from curb	\$60.00	\$60.00
Over space line	\$60.00	\$60.00
Overtime parking	\$60.00	\$60.00
Permit only parking ¹	\$60.00	\$60.00
Traffic hazard	\$80.00	\$80.00
Trucks – 2-hour limit	\$50.00	\$50.00
Disabled parking space	\$450.00	\$450.00
Wrong side of street	\$50.00	\$50.00
Where prohibited	\$80.00	\$80.00

¹ For parking permit fees see section 4.

10. PLANNING

The City Planning Department oversees land use applications, annexations, special requests, and procurement of City maps and master plans.

Standard Land Use Applications

The following standard fees apply to all land use applications¹ not listed below. Some applications may require additional fees as described below under Additional Application Fees on page 22.

Review type	Fiscal Year 2025 Fee	Fiscal Year 2026 Fee
Type I Administrative review	\$200.00	\$200.00
Type II Administrative review	\$1,000.00	\$1,000.00
Type III Quasi-judicial review	\$2,000.00	\$2,000.00
Type IV Quasi-judicial review	\$5,000.00	\$5,000.00
Type V Legislative review	\$5,000.00	\$5,000.00

Other Land Use Applications

Applications	Fiscal Year 2025 Fee	Fiscal Year 2026 Fee
Community service use – minor modification (Type I)	\$50.00	\$50.00
Final plat (Type I)	\$200.00	\$200.00
Historic resource designation (Type IV)	\$150.00	\$150.00
Lot consolidation (Type I)	\$200.00	\$200.00
Minor land partition, including Middle Housing or Expedited Land Division – preliminary plat review (Type II)	\$2,000.00	\$2,000.00
Natural Resource ²		
Boundary verification (Type I)	No charge	No charge
Construction management plan (Type I)	No charge	No charge
Natural resource management plan (Type I)	No charge	No charge
Tree removal request (Type I) ³	No charge	No charge
Tree removal request (Type III) ⁴	\$500.00	\$500.00
All other type I, II, or III Natural Resource applications ⁵	See fee for standard land use applications above	

¹ For a complete list of land use application types, see Milwaukie Municipal Code Table 19.901.

² Res. #77-2011, adopted 8/16/11.

³ See MMC 19.402.6.A for Type I tree removal. For tree removal in the right of way see section 5.

⁴ Required for any tree removal that is not Type I (MMC 19.402.8.A) or exempt (MMC 19.402.6.A). For tree removal in the right of way see section 5.

⁵ Fees waived for applications that meet all three of the following criteria: (1) the application involves only a habitat conservation area (HCA) and not a water quality resource (WQR), (2) the property is used for residential purposes, and (3) the current owner was the owner prior to September 15, 2011.

Planning Continued

Applications Continued	Fiscal Year 2025 Fee	Fiscal Year 2026 Fee
Planned development – preliminary plan review (Type III)	\$2,000.00	\$2,000.00
Planned development – final plan review (Type IV) ¹	\$5,000.00	\$5,000.00
Property line adjustment (Type I)	\$650.00	\$650.00
Property line adjustment (Type II)	\$1,000.00	\$1,000.00
Subdivision – preliminary plat review (Type III) ³	\$4,400.00 + \$100.00 per lot over 4 lots	
Subdivision for Middle Housing or Expedited Land Division (Type II)	\$2,000.00	\$2,000.00
Temporary structure (Type I)	\$50.00	\$50.00
Variance to fence height (Type II)	\$500.00	\$500.00
Annexations		
Annexation (expedited)	\$150.00	\$150.00
Annexation (Non-expedited: No zone change or comp plan amendment)	\$150.00	\$150.00
Annexation (Non-expedited: Zone change only)	\$500.00	\$500.00
Annexation (Non-expedited: Zone change and comp plan amendment)	\$3,500.00	\$3,500.00
Appeals		
Appeal to Planning Commission – per Oregon Statute (ORS 227.175 (10)(b)) ^{1,2}	\$250.00	\$250.00
Appeal to City Council ²	\$1,000.00	\$1,000.00

¹ The fee includes the zone change to apply the PD symbol to the zone map. Any change to the base zone requires an additional Type IV application and fee.

² A subdivision application fee is required for any subdivision that is being reviewed as part of a Planned Development.

Planning Continued

Additional Application Fees

Fee	Fiscal Year 2025 Fee	Fiscal Year 2026 Fee
Measure 56 Notice (for zoning map or text amendment)	Actual cost (\$1.00 per affected property, \$35.00 minimum)	
Reserve deposit	\$500.00	\$500.00
Technical report review ¹ Scope of work preparation Reserve deposit	Actual cost \$1,500.00	Actual cost \$1,500.00
Review of technical report (Res. #77-2011)	Actual cost	
Other reserve deposit Traffic Natural resources All other	\$2,500.00 \$3,000.00 \$1,000.00	\$2,500.00 \$3,000.00 \$1,000.00
Multifamily design review (Type I or II)	See fee for standard land use applications above.	
Downtown design review (type I, II, or III)	See fee for standard land use applications above.	
Discounts for Land Use Applications		
Two or More Applications (no discount for most expensive application). This discount applies to applications which relate to the same unit of land and which will be reviewed and decided concurrently.	25%	25%
Seniors must be at least 65 years of age and must be the property owner. Applicant may only receive one discount; the senior discount or the low-income discount.	25%	25%
Low-Income Residents may qualify for reduced fees by filing the same application used to apply for reduced sewer and water rates.	25%	25%
NDA-Sponsored Land Use Applications Related to Parks	Fees waived	
Fines³		
Violation of any provision of Title 14 (Signs)	\$100.00	\$100.00
Violation of any provision of Title 17 (Land Division)	\$200.00	\$200.00
Violation of any provision of Title 19 (Zoning)	\$200.00	\$200.00

Planning Continued

Deposit Information

In some cases, reserve deposits are collected to ensure that the City's actual expenses are covered. Deposits will be refunded relative to actual costs, and additional money may be required if actual costs exceed the deposit amount. This applies only to reserve deposits—base fees are nonrefundable.

¹ Actual cost to be determined by Planning Manager or City Engineer by estimating the cost of City staff time and resources dedicated to the project. See more information under Deposit Information.

² Fees are waived for NDA-sponsored appeals, pursuant to Resolution #26-1999.

³ The cost of completing or correcting any improvements required by the title in question and incurred by the City may be assessed to persons as part of the civil infraction judgment. Each day a violation continues will be considered a separate violation.

Planning Continued

Early Assistance

	Fiscal Year 2025 Fee	Fiscal Year 2026 Fee
Pre-application assistance for minor applications		
Pre-application meetings ¹		
First meeting	No charge	No charge
Second meeting	\$50.00	\$50.00
Third and subsequent meetings (per meeting fee)	\$100.00	\$100.00
Pre-application conference ²	\$200.00	\$200.00
Pre-application assistance for major applications		
Pre-application meetings ¹		
First meeting	No charge	No charge
Second meeting	\$100.00	\$100.00
Third and subsequent meetings (per meeting fee)	\$200.00	\$200.00
Pre-application conference ²	\$400	\$400

Minor Applications typically include:

- Type I applications
- Type II applications for projects that would result in;
 - four or fewer residential units, or
 - construction with 10,000 sq. ft. or less of new or additional floor area.

Type III applications for variances on sites with four or fewer residential units. Major Applications typically include:

- Multiple applications packaged together.
- Type II applications that result in:
 - more than four residential units, or
 - construction with more than 10,000 sq. ft. of new or additional floor area.
- Type III applications, except for variances on sites with four or fewer residential units.
- Type IV or V applications

Notes: Staff will use the above lists as a general guide for distinguishing minor and major applications and reserve the right to make a final determination. The City Manager (or designee) may reduce the fee for Early Assistance for a major application where it can be demonstrated that the level of staff effort required will be similar to what would be required for a Minor Application.

¹ Applies to optional meetings attended by a maximum of two City staff. No written notes provided.

² Applies to required or optional meetings that require three or more City staff. Written summary notes provided two weeks after meeting.

Planning Continued

Special Requests	Fiscal Year 2025 Fee	Fiscal Year 2026 Fee
Claims (pertaining to Measures 37 or 49) ¹	\$1,515.00	\$1,515.00
Significant Modification of Complete Land Use Application	\$500.00	\$500.00
Reschedule of Public Hearing at Applicant's Request (when re-notification is required)	\$500.00	\$500.00
Temporary Occupancy Request	\$100.00	\$100.00
Time Extension of Previously Granted Land Use Approval (Title 17 only)	\$50.00	\$50.00
Zoning Confirmation (General)	\$50.00	\$50.00
Zoning Confirmation (DMV Permit, LUCS) ²	\$25.00	\$25.00

Permit Review and Inspections	Fiscal Year 2025 Fee	Fiscal Year 2026 Fee
Zoning Confirmation (DMV Permit, LUCS) ² Building Permit Review and Inspections (Minor; e.g., Demolition or Erosion Control)	\$25.00	\$25.00
Building Permit Review and Inspections (Major)	\$200.00	\$200.00
Additional Planning Inspection Fee	\$50.00	\$50.00
Modifications to Building Permit during review ³	\$100.00	\$100.00
Original Art Mural	\$100.00	\$100.00
Sign Permit Review (per sign)	\$100.00	\$100.00
Sign Permit Review (daily display or "sandwich board" sign)	\$150.00	\$150.00

Materials

Most materials are available online for free or contact Planning for additional information:

<http://www.milwaukieoregon.gov/planning/planning-documents-ordinances-plans-and-guidelines>

The fee for a copy of any planning document (e.g. the comprehensive plan, the zoning ordinance, ancillary plans, etc.) shall be charged based on the number of copied pages. The standard City copy fee shall apply; refer to Section 8 of this document.

¹ Fee will be refunded if applicant prevails. If claim is denied, additional money may be required to cover contract-attorney or appraiser costs, as determined by City Manager.

² Waived for LUCS for emergency sewer connection.

³ Fee applies to site plan revisions generated by applicant, not those required by staff during review process.

11. TREES IN THE CITY

Trees are considered valuable urban infrastructure that should be nurtured and protected as a community asset. The Milwaukie Municipal Code Chapter 16.32 Tree Code, Council Ordinance 2197 is to establish, maintain, and increase the quantity and quality of tree cover on land owned or maintained by the City and within rights-of-way, and to ensure our urban forest is healthy, abundant, and climate resilient.

Per the City of Milwaukie Tree Code, a right-of-way (ROW) tree removal permit is required for all trees that are over 2" DBH (diameter at breast height) that are located in the ROW or on city property. A tree is in the ROW if any portion of its trunk falls in the ROW. A pruning permit is required if more than 20% of the tree's live crown is going to be removed or if roots within a radial distance of six times the tree's DBH will be impacted. To prune or remove a tree that is in the ROW, an ROW permit application must be submitted along with a \$50.00 application processing fee. A permit application is typically approved if the tree is invasive, dead/dying, diseased, has significant infrastructure impacts that cannot be reasonably mitigated, or poses an unreasonable risk to public safety. Replanting a street tree from Milwaukie's approved Street Tree List is a condition of permit approval.

Public Trees	Fiscal Year 2025 Fee	Fiscal Year 2026 Fee
Public Tree Removal or Major Pruning Application Fee	\$50.00	\$50.00
Public Tree Planting Permit	No charge	No charge
Healthy Public Tree Removal Fee		
Less than 2" DBH	\$40.00	\$40.00
2" to less than 4" DBH	\$60.00 per inch DBH	\$60.00 per inch DBH
4" to less than 8" DBH	\$80.00 per inch DBH	\$80.00 per inch DBH
8" to less than 14" DBH	\$100.00 per inch DBH	\$100.00 per inch DBH
14" to less than 20" DBH	\$150.00 per inch DBH	\$150.00 per inch DBH
20" or greater DBH	\$200.00 per inch DBH	\$200.00 per inch DBH
Public Tree Planting and Establishment Fee (in lieu of planting)	\$675.00 per tree	\$675.00 per tree
Public Tree Enforcement/Restoration Fee	2X Planting and Establishment Fee	2X Planting and Establishment Fee
Failure to Replant		
Damaged Tree	\$225.00 per inch DBH	\$225.00 per inch DBH
Removed Tree or Tree Topping	\$450.00 per inch DBH	\$450.00 per inch DBH

Trees in the City Continued

On April 19th, 2022, residential tree code (Ord. 2216) was adopted unanimously by city council as a way to complement the comprehensive plan housing and parking code updates while preserving and enhancing tree canopy in Milwaukie. Being a primarily residentially zoned community, the majority of Milwaukie's tree canopy is located on private property. To meet the established canopy goals of 40% canopy cover by 2040, Milwaukie adopted residential tree protections as a way to preserve existing trees and require the replanting of trees if another is removed. Development sites must also meet robust tree standards to ensure that new housing units are constructed with the community's canopy goals in mind.

Effective May 19th, 2022, trees that are greater than 6" DBH on residentially zoned private properties are regulated by the Milwaukie Tree Code (MMC 16.32.042). Property owners looking to remove a tree in a non-development situation must apply for a Type 1 or Type 2 tree permit before removal. Type 1 tree permits are for removal circumstances where the tree is dead, dying, hazardous, or impacting infrastructure or public safety in ways that cannot be mitigated. Type 1 tree permit applications are available at no cost to the applicant, and no removal fees are required. Type 2 tree permits are for the elective removal of healthy trees. Type 2 tree permits incur a \$50.00 application fee and if approved, applicants must pay healthy tree removal fees. Replanting is a condition of approval for most permitted tree removals.

The development tree code applies when new or additional housing units are constructed on residentially zoned properties, or when a property is being subdivided with the intention of constructing new housing units. The development tree code includes standards for tree preservation, tree planting, tree protection and soil volume requirements which must be met or mitigated for. Milwaukie's urban forest staff work with the city's community development department and engineering department, as well as the developers themselves, to meet the standards of the new tree code and integrate the requirements with the existing land use code and Public Works standards to create development sites that achieve the city's housing, parking and canopy goals.

Trees in the City Continued

Private Non-Development Tree Fees	Fiscal Year 2025 Fee	Fiscal Year 2026 Fee
Residential Tree Permit Application Fee (Type 1)	\$0.00	\$0.00
Residential Tree Permit Application Fee (Type 2)	\$50.00	\$50.00
Healthy private tree removal fee beyond one tree per 12-month period ¹ Measurements are in diameter at breast height (DBH). 6 to <12" DBH (approx.. 19" – 38" circumference) 12 to <18" DBH (approx.. 38" -57" circumference) 18" to <24" DBH (approx.. 57" -75" circumference) 24" to <30" DBH (approx.. 75" -94" circumference) 30" to <36" DBH (approx.. 94" -113" circumference) 36" or greater (greater than 113" circumference) Rare or Threatened Tree Removal	\$60.00 per inch DBH \$60.00 per inch DBH \$60.00 per inch DBH \$60.00 per inch DBH \$150.00 per inch DBH \$200.00 per inch DBH \$250.00 per inch DBH	\$60.00 per inch DBH \$60.00 per inch DBH \$60.00 per inch DBH \$60.00 per inch DBH \$150.00 per inch DBH \$200.00 per inch DBH \$250.00 per inch DBH
Planting and Establishment Fee in lieu of Replanting for Non-Development Private Residential Trees	\$675.00 per tree	\$675.00 per tree

Private Enforcement and Restoration Fees	Fiscal Year 2025 Fee	Fiscal Year 2026 Fee
Violation Review Fee (Development)	\$200.00	\$200.00
Damaged Private Tree	\$225.00 per inch DBH	\$225.00 per inch DBH
Tree Protection Violation Zone Fee	\$225.00 per inch DBH	\$225.00 per inch DBH
Unpermitted Private Tree Removal Fee (Development)		
6" to <12" DBH	\$2,000.00 per tree	\$2,000.00 per tree
12" to <18" DBH	\$167.00 per inch DBH	\$167.00 per inch DBH
18" to <24" DBH	\$200.00 per inch DBH	\$200.00 per inch DBH
24" to <36" DBH	\$250.00 per inch DBH	\$250.00 per inch DBH
36" or greater DBH	\$300.00 per inch DBH	\$300.00 per inch DBH
Unpermitted Private Tree Removal or Tree Topping (Non-Development)	2 x healthy private tree removal fee + \$250.00	2 x healthy private tree removal fee + \$250.00
Failure to Replant a Tree (Non-Development)	2 x Fee in Lieu	2 x Fee in Lieu

¹ No removal fee for 1st tree less than 12" DBH removed under type 1 permit.

Trees in the City Continued

Private Development Tree Fees	Fiscal Year 2025 Fee	Fiscal Year 2026 Fee
Residential Construction Tree Plan Review Fee	\$300.00	\$300.00
Site Inspection Fee	\$50.00	\$50.00
Site Re-inspection Fee	\$175.00	\$175.00
<p>Fee in lieu of preservation standard in residential development <i>Canopy percentage measurements are in sq ft canopy / total site sq ft</i></p>	<p>\$4,000.00 for each reduction of 7.5% site canopy coverage below 30% total site canopy. Fees are cumulative based on total canopy reduction.</p> <p>Remaining site canopy <30%-22.5%: \$4,000.00 <22.5%-15%: \$4,000.00 <15%-7.5%: \$4,000.00 <7.5%-0%: \$4,000.00</p>	<p>\$4,000.00 for each reduction of 7.5% site canopy coverage below 30% total site canopy. Fees are cumulative based on total canopy reduction.</p> <p>Remaining site canopy <30%-22.5%: \$4,000.00 <22.5%-15%: \$4,000.00 <15%-7.5%: \$4,000.00 <7.5%-0%: \$4,000.00</p>
<p>Fee in lieu of preservation standard for eligible residential affordable housing <i>Canopy percentage measurements are in sq ft canopy / total site sq ft</i></p>	<p>\$2,000.00 for each reduction of 7.5% site canopy coverage below 30% total site canopy. Fees are cumulative based on total canopy reduction.</p> <p>Remaining site canopy <30%-22.5%: \$2,000.00 <22.5%-15%: \$2,000.00 <15%-7.5%: \$2,000.00 <7.5%-0%: \$2,000.00</p>	<p>\$2,000.00 for each reduction of 7.5% site canopy coverage below 30% total site canopy. Fees are cumulative based on total canopy reduction.</p> <p>Remaining site canopy <30%-22.5%: \$2,000.00 <22.5%-15%: \$2,000.00 <15%-7.5%: \$2,000.00 <7.5%-0%: \$2,000.00</p>

Trees in the City Continued

Significant Tree Credits		
<i>Retained significant trees in diameter at breast height (DBH)</i>		
Retained significant tree 12" to <20" DBH	125% existing or future canopy multiplier	125% existing or future canopy multiplier
Retained significant tree >20" DBH	150% existing or future canopy multiplier	150% existing or future canopy multiplier
Retained significant tree >36" DBH	175% existing or future canopy multiplier	175% existing or future canopy multiplier
Rare or Threatened Tree Removal Fee	\$250.00 per inch DBH	\$250.00 per inch DBH
Fees in Lieu of Planting Standard	\$5.00 per square foot of canopy necessary to meet 40% site coverage	\$5.00 per square foot of canopy necessary to meet 40% site coverage
Bonding Requirements		
Tree Protection	\$3,500 per protected tree held for 3 years	\$3,500 per protected tree held for 3 years
Post Development	\$3,500.00 per newly planted tree held for 5 years	\$3,500.00 per newly planted tree held for 5 years

12. POLICE

The City's Police Department collects fees for permits, licenses, and other miscellaneous services listed below:

Fees and Charges	Fiscal Year 2025 Fee	Fiscal Year 2026 Fee
Permits/Licenses		
Adult business	\$372.00	\$372.00
Alarm permit – residential	\$25.00	\$25.00
Alarm permit – (65+)	\$10.00	\$10.00
Alarm permit – business	\$50.00	\$50.00
Gun background check	\$100.00	\$100.00
Liquor license (Original application)	\$100.00	\$100.00
Liquor license (Name or other change)	\$100.00	\$100.00
Liquor license (Renewal application)	\$150.00	\$150.00
Liquor license (Temporary license)	\$35.00	\$35.00
Police Reports		
Body worn camera footage	\$50.00 for 1 st 15 minutes to pull footage, \$50.00 for each addt'l hour to complete request	
Video copy	\$35.00	\$35.00
Police report	\$15.00	\$15.00
Photo CD	\$15.00	\$15.00
Traffic citation discovery	\$10.00	\$10.00
(additional research charges may apply for unusual/complex requests)		

Police Services	Fiscal Year 2025 Fee	Fiscal Year 2026 Fee
First false alarm response	No charge	
Second false alarm response		
Residential	\$25.00	\$25.00
Commercial	\$50.00	\$50.00
Third false alarm response		
Residential	\$50.00	\$50.00
Commercial	\$150.00	\$150.00
Fourth false alarm response		
Residential	\$150.00	\$150.00
Commercial	\$250.00	\$250.00
Fifth false alarm response		
Residential	\$250.00	\$250.00
Commercial	\$500.00	\$500.00
False alarm past fifth	No response	
Good conduct background letter	\$5.00	\$5.00
Vehicle impound	\$160.00	\$160.00
Loud party response – first response	Warning	
Loud party response – second response and/or each subsequent response in a 24 hr. period	\$50.00	\$50.00
Fire and emergency services fee (Ord. #1764, adopted 1994)	Actual cost	

13. SDC & Construction Excise Tax

SDC fees for Water, Stormwater, and Transportation shall be indexed for inflation annually using the Engineering-News Record Construction Cost Index (CCI) for Seattle (Resolution 40-2007). The CCI increase is 5.64%. Based on Oregon State Statute (ORS 223.304), the charges are broken down into three components; (1) reimbursement (to recover existing facility capacity available for growth), (2) improvement (to recover planned capacity improvements for growth), and (3) administration (to recover direct costs).

Water System Development Charge

Fiscal Year 2025 Fee				
<u>Meter</u>	<u>Reimbursement</u>	<u>Improvement</u>	<u>Compliance</u>	<u>Total</u>
3/4"x3/4"	\$525.00	\$4,682.00	\$396.00	\$5,603.00
1"	\$874.00	\$7,804.00	\$661.00	\$9,339.00
1.5"	\$1,749.00	\$15,608.00	\$1,321.00	\$18,678.00
2"	\$2,798.00	\$24,972.00	\$2,114.00	\$29,885.00
3"	\$5,596.00	\$49,944.00	\$4,229.00	\$59,769.00
4"	\$8,744.00	\$78,038.00	\$6,607.00	\$93,389.00
6"	\$17,489.00	\$156,075.00	\$13,214.00	\$186,779.00
8"	\$27,982.00	\$249,721.00	\$21,143.00	\$298,846.00
10"	\$40,225.00	\$358,973.00	\$30,393.00	\$429,591.00
12"	\$88,538.00	\$790,132.00	\$66,898.00	\$945,567.00

Fiscal Year 2026 Fee				
<u>Meter</u>	<u>Reimbursement</u>	<u>Improvement</u>	<u>Compliance</u>	<u>Total</u>
3/4"x3/4"	\$525.00	\$4,682.00	\$396.00	\$5,603.00
1"	\$874.00	\$7,804.00	\$661.00	\$9,339.00
1.5"	\$1,749.00	\$15,608.00	\$1,321.00	\$18,678.00
2"	\$2,798.00	\$24,972.00	\$2,114.00	\$29,885.00
3"	\$5,596.00	\$49,944.00	\$4,229.00	\$59,769.00
4"	\$8,744.00	\$78,038.00	\$6,607.00	\$93,389.00
6"	\$17,489.00	\$156,075.00	\$13,214.00	\$186,779.00
8"	\$27,982.00	\$249,721.00	\$21,143.00	\$298,846.00
10"	\$40,225.00	\$358,973.00	\$30,393.00	\$429,591.00
12"	\$88,538.00	\$790,132.00	\$66,898.00	\$945,567.00

SDC & Construction Excise Tax Continued
Scalable SDC by House Size

	EDU's	Max. Water SDC
Single-Family Residential		
<500 sqft (use ADU rate)	.60	\$3,362.00
500-800 sqft	.70	\$3,922.00
800-1,799 sqft	.90	\$5,043.00
1,800-2,999 sqft	1.00	\$5,603.00
3,000- 3,799 sqft	1.10	\$6,164.00
≥3,800 sqft	1.20	\$6,724.00
Accessory dwelling unit (ADU)	.60	\$3,362.00

SDC & Construction Excise Tax Continued

Wastewater System Development Charge

A wastewater unit is equal to 16 fixture units derived from Table 7-3 of the Oregon Plumbing Specialty Code. Each residential dwelling unit is 1 wastewater unit. Accessory Dwelling Units (ADUs) and duplex units are assumed to have a lesser impact and will be charged at 65% of the EDU rate. Multi-family over two units and all other development will be charged based on actual number of plumbing fixture units.

Fiscal Year 2025 Fee				
Wastewater SDC	Reimbursement	Improvement	Compliance	Total
Single-family dwelling	\$1,004.4	\$148.06	\$24.30	\$1,176.79
	3			
Duplex, ADU (per dwelling)	\$652.88	\$96.24	\$15.80	\$764.92
Other (per EDU)	\$1,004.4	\$148.06	\$24.30	\$1,176.79
	3			

Fiscal Year 2026 Fee				
Wastewater SDC	Reimbursement	Improvement	Compliance	Total
Single-family dwelling	\$1,061.0	\$156.41	\$25.67	\$1,243.15
	7			
Duplex, ADU (per dwelling)	\$689.70	\$101.66	\$16.69	\$808.05
Other (per EDU)	\$1,061.0	\$156.41	\$25.67	\$1,243.15
	7			

Stormwater System Development Charge

Stormwater unit is equal to 2,706 square feet of impervious surface on the property. Each single-family residential property is 1 Stormwater unit.

Fiscal Year 2025 Fee				
Stormwater SDC	Reimbursement	Improvement	Administration	Total
Single-family property (lot)	\$0.00	\$1,147.25	no charge	\$1,147.25
All other (per DRU)	\$0.00	\$1,147.25	no charge	\$1,147.25

Fiscal Year 2026 Fee				
Stormwater SDC	Reimbursement	Improvement	Administration	Total
Single-family property (lot)	\$0.00	\$1,211.95	no charge	\$1,211.95
All other (per DRU)	\$0.00	\$1,211.95	no charge	\$1,211.95

SDC & Construction Excise Tax Continued

Transportation System Development Charge

Trip generation rates for each land use type are derived from the Institute of Transportation (ITE) report Trip Generation (10th Edition, 2017). Trip rates are expressed as vehicle trips entering and leaving a property during the p.m. peak travel period.

Fiscal Year 2025 and 2026 Fee				
Transportation SDC	Reimbursement	Improvement	Administration	Total
Single-family dwelling (per unit)	<u>\$124.65</u>	<u>\$2,485.65</u>	no charge	<u>\$2,609.30</u>
Duplex, ADU (per unit)	<u>\$81.34</u>	<u>\$1616.29</u>	no charge	<u>\$1,697.63</u>
All other (per trip)	<u>\$124.65</u>	<u>\$2,485.65</u>	no charge	<u>\$2,609.30</u>

Parks and Recreation System Development Charge

This charge is set by the North Clackamas Parks and Recreation District. Rates herein are updated as changes are adopted by their governing board. Accessory Dwelling Units (ADUs) are charged half the rate of Single-Family. Visit www.ncprd.com/sdcs for information on Parks SDC's, including calculation of employees.

System Development Charge	Fiscal Year 2025 Fee	Fiscal Year 2026 Fee
Single-Family Residential (fee per dwelling unit)	\$3,985.00	\$3,985.00
Multifamily Residential (fee per dwelling unit)	\$3,608.00	\$3,608.00
Nonresidential (fee per employee)	\$60.00	\$60.00

School Construction Excise Tax

This charge is set by the North Clackamas School District. Rates herein are updated as changes are adopted by their governing board.

School Construction Excise Tax	Fiscal Year 2025 Fee ²	Fiscal Year 2026 Fee ³
Residential (fee per sq. ft.)	\$1.45	\$1.45
Commercial ¹ (fee per sq. ft.)	\$0.72	\$0.72

¹ Total commercial fee capped at \$36,100² per project. Private schools, public improvements, low-income (HUD) housing, hospitals, religious facilities, and agricultural buildings are exempt. Construction under 1,000 sq. ft. is exempt.

² Pending NCS D approval in June 2022. Subject to change

³ Rates to be determined in 2023. Subject to change.

SDC & Construction Excise Tax Continued

Metro Construction Excise Tax

This charge is set by Metro. Rates herein are updated as changes are approved by their governing board.

Permits for construction projects valued at \$100,000 or less will be exempted from this tax as well as permits for development of affordable housing units and permits issued to 501(c)(3) nonprofit organizations for other projects aimed at serving low-income populations. Permits for construction valued at more than \$10 million will be assessed a flat \$12,000 fee (0.12 percent of \$10 million).

Metro Construction Excise Tax	Fiscal Year 2025 Fee	Fiscal Year 2026 Fee
Metro Construction Excise Tax (fee per \$100.00 of permit value)	\$0.12	\$0.12

SDC & Construction Excise Tax Continued

Bancroft Financing for Commercial System Development Charges

Bancroft Financing provides the opportunity for property owners of single family, multi-family, not-for-profit, public organizations, and commercial properties, to finance system development charge(s) over a ten-year period, or less at the desire of the property owner, subject to the following interest rate (Ordinance 2108, adopted November 17, 2015):

Commercial System Development Charges	Fiscal Year 2025 Fee	Fiscal Year 2026 Fee
Bank Prime Rate	Subject to change as published by the Federal Reserve System ¹	Subject to change as published by the Federal Reserve System ¹
Administration	5.00%	5.00%
Total	Current prime rate plus administration	Current prime rate plus administration

Construction Excise Tax for Affordable Housing (CET-AH)

Construction Excise Tax for affordable housing will be assessed at 1 percent (1%) of permit value. Permits for construction projects valued at \$100,000 or less will be exempted from this tax as well as permits for development of affordable housing units at or below 80% Median Family Income (MFI), public Improvements under public contracting code, schools, hospitals, places of worship, agriculture, non-profit care, affordable for-sale single family housing—at or below 80 percent MFI, and Accessory Dwelling Units for 5 years from time of adoption. (Ordinance 2154, adopted November 21, 2017)

¹ The bank prime rate established by the Federal Reserve is updated periodically as determined by the Federal Reserve Board. The current bank prime rate can be found on the Federal Reserve website under “bank prime loan”.

14. UTILITIES

The City of Milwaukie provides water, wastewater, stormwater, and street maintenance service to residents. These services are billed monthly at the following rates¹:

Water	Fiscal Year 2025 Fee	Fiscal Year 2026 Fee
Water Volume Charge (per CCF of consumption)		
0-3 Units (residential only)	\$4.34	\$4.44
4 or more units (residential or all multi-family/commercial)	\$4.50	\$4.64
Low Use Discount		
Single Family Residential low use discount (3 or less CCF per month)	\$(5.00)	\$(5.00)

Residential & Commercial Meters – Fixed Charge²		
Meter Size	Fiscal Year 2025 Fee	Fiscal Year 2026 Fee
5/8" – 3/4"	\$9.35	\$9.53
1"	\$14.60	\$16.06
1 1/2"	\$24.07	\$27.08
2"	\$38.23	\$43.96
3"	\$94.25	\$108.38
4"	\$162.01	\$186.31
6"	\$239.01	\$274.86
Standby Service for fire Flow Purposes – Fixed Charge		
Meter Size	Fiscal Year 2025 Fee	Fiscal Year 2026 Fee
2"	\$15.23	\$15.74
4"	\$58.67	\$67.47
6"	\$92.85	\$116.06
8"	\$151.23	\$226.84
10"	\$191.07	\$286.60
12"	\$230.91	\$346.36

¹ The Citizens Utility Advisory Board reviews the existing rate structure and capital improvement plan to advise City Council on utility rates.

² Customers participating in the City’s Low-Income Utility Assistance program are exempt from the monthly fixed charge.

Utilities Continued

Wastewater

Account Type	Fiscal Year 2025 and 2026 Fees		
	Treatment (per EDU)	Billing and Administration (per account)	Volume ¹ (per CCF of water consumption)
Residential	\$34.36	\$4.35	\$3.99
Low Income	\$17.18	\$2.18	\$1.99
Multi-family/Commercial – 3/4” ²	\$34.36/\$74.68	\$10.23	\$3.99
Multi-family/Commercial – 1”	\$34.36/\$74.68	\$18.74	\$3.99
Multi-family/Commercial – 1 1/2”	\$34.36/\$74.68	\$25.64	\$3.99
Multi-family/Commercial – 2”	\$34.36/\$74.68	\$32.54	\$3.99
Multi-family/Commercial – 3”	\$34.36/\$74.68	\$46.34	\$3.99
Multi-family/Commercial – 4”	\$34.36/\$74.68	\$60.14	\$3.99
Multi-family/Commercial – 6”	\$34.36/\$74.68	\$87.75	\$3.99

Stormwater

Fiscal Year 2025 Fee			
Account Type	Single Family Residential	Low Income	Commercial (per 2,706 sq. ft. of impervious area)
Stormwater	\$29.47	\$14.73	\$29.47
Fiscal Year 2026 Fee			
Account Type	Single Family Residential ³	Low Income	Commercial (per 2,706 sq. ft. of impervious area)
Stormwater	\$29.47	\$14.73	\$29.47

¹ Residential wastewater volume charges are determined by the average monthly water usage from November to February (winter average). The winter average is adjusted annually on March 31st.

² Based upon water meter size. Multi-family EDU is billed per unit. A commercial EDU is equivalent to 10 CCF of usage.

³ Where an ADU is on the property, fee is only charged to the primary residence.

Utilities Continued

Transportation - Street Maintenance & SAFE Rates for All Categories

Account Type	Fiscal Year 2025 Fees SSMP	Fiscal Year 2026 Fees SSMP
Single Family Residential	\$6.06	\$6.40
Low Income	Exempt	
Commercial per daily trip generated ^{1,2}	\$0.62	\$0.66
Multi-Family Residential (per unit)	\$5.01	\$5.29
Elderly Housing/Mobile Homes (per unit)	\$2.49	\$2.63
Congregate Care (per unit)	\$1.25	\$1.32

Account Type	Fiscal Year 2025 Fees SAFE	Fiscal Year 2026 Fees SAFE
Single Family Residential	\$6.75	\$7.11
Low Income	Exempt	
Commercial per daily trip generated ^{1,2}	\$0.66	\$0.70
Multi-Family Residential (per unit)	\$5.41	\$5.71
Elderly Housing/Mobile Homes (per unit)	\$2.70	\$2.85
Congregate Care (per unit)	\$1.35	\$1.43

¹ Cost per commercial account are determined by type of use. Visit www.milwaukieoregon.gov/commercialfee for a detailed breakdown.

² Commercial daily trip generated is calculated based on type of use and building square feet. Some uses have monthly caps that are adjusted annually for CPI published by the Bureau of Labor Statistics. Current maximums are \$319.13 for the SSMP and \$419.42 for the SAFE programs as applicable. Visit www.milwaukieoregon.gov/commercialfee for more information.

Utilities Continued

Other Charges

Water	Fiscal Year 2025 Fee	Fiscal year 2026 Fee
Connect Service 5/8" or 3/4" Residential Service	\$1,030.00 shortside / \$1,120.00 long side	\$1,030.00 shortside / \$972.00 long side
Connect Service 1"	\$1,237.00 shortside / \$1,312.00 long side	\$1,237.00 shortside / \$1,312.00 long side
Connect Service 1 1/2"	\$2,400.00 shortside / \$2,530.00 long side	\$2,400.00 shortside / \$2,530.00 long side
Connect Service 2"	\$4,175.00 shortside / \$4,750.00 long side	\$4,175.00 shortside / \$4,750.00 long side
3/4" Meter Equipment	\$300.00	\$300.00
1" Meter Equipment	\$450.00	\$450.00
1 1/2" Meter Equipment	\$700.00	\$700.00
2" Meter Equipment	\$1,500.00	\$1,500.00
Hydrant Meter Deposit (refundable less water usage)	\$2,500.00	\$2,500.00
Hydrant Meter usage Fee per CFF	\$9.25	\$9.25
Sewer Connection	Fiscal Year 2025 Fee (per EDU) ³	Fiscal Year 2026 Fee (per EDU) ³
A fee charged to the City by Clackamas County and collected to recover invoiced costs for each new connection to the public sanitary sewer system.	\$8,860.00	\$8,860.00
A fee charged to the City by City of Portland and collected to recover invoiced costs for each new connection to the public sanitary sewer system.	\$8,913.00	\$8,913.00
A fee charged to the City by City of Portland and collected to recover invoiced costs for each new connection to the public sanitary sewer system for Middle Housing Development. Subject to change after the City of Portland updates the rates.	\$7,130.40	\$7,130.40

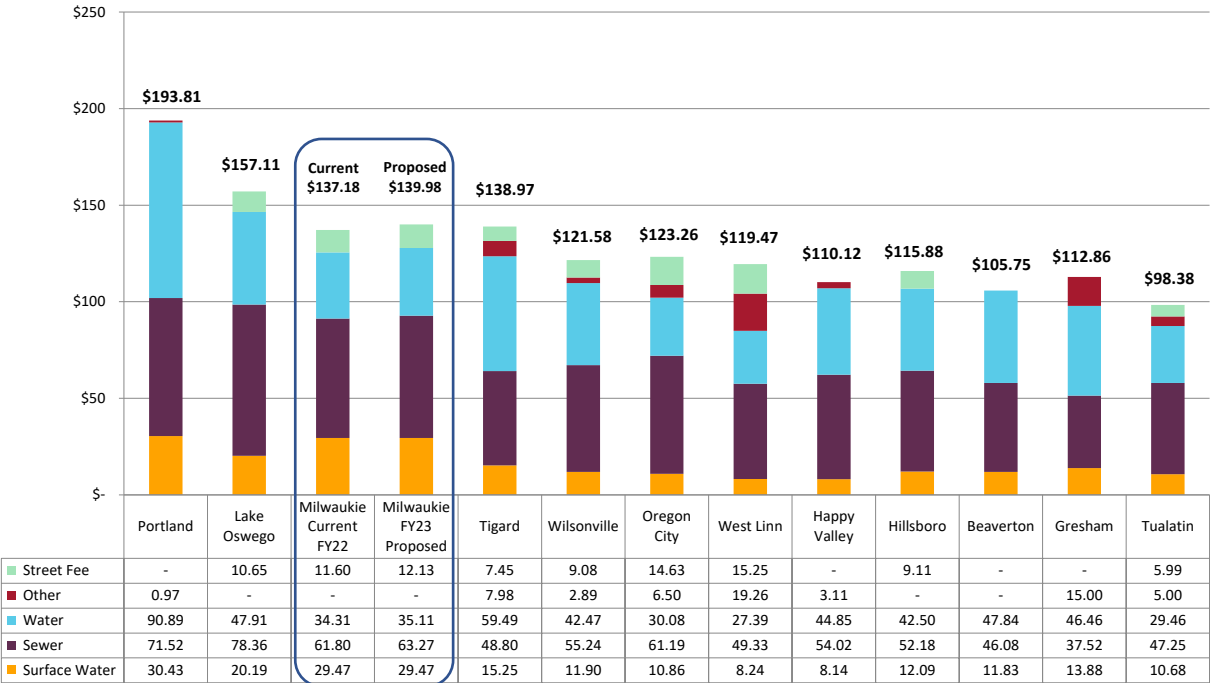
Miscellaneous	Fiscal Year 2025 Fee	Fiscal year 2026 Fee
Delinquent Account – Past Due Notice	\$8.00	\$8.00
Delinquent Account – Notice of Termination	\$15.00	\$15.00
Shut-off/Turn-on	\$35.00	\$35.00
Tamper Fee	n/a	\$150.00
After-hours Restoration of Service ²	\$110.00	\$110.00
Reimbursement District Fee	To be determined by the scope of project	

¹ An EDU or "equivalent dwelling unit" is a unit of measurement of sewer usage that is assumed to be equivalent to the usage of an average dwelling unit.

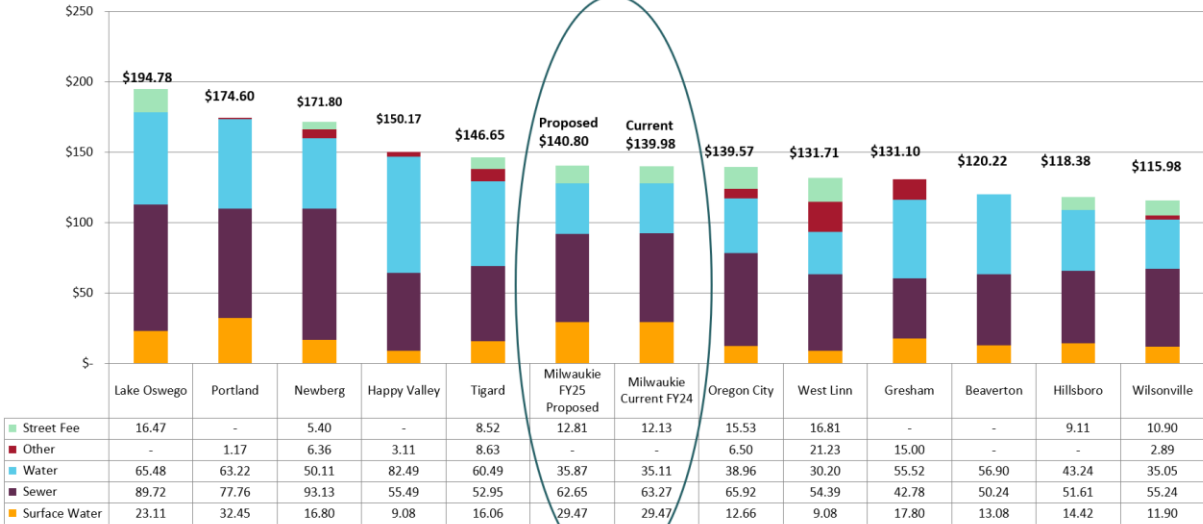
² After hours service is Monday-Friday 3:00-8:00 p.m.; Saturday and Sunday 8:00 a.m.-8:00 p.m.

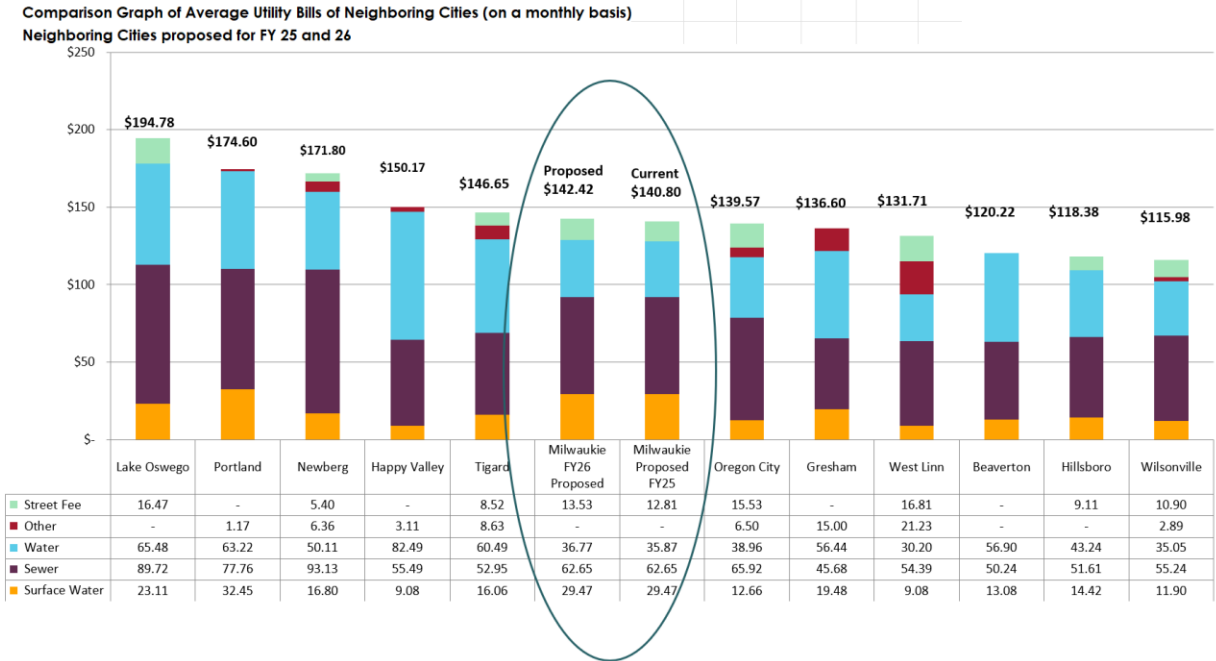
Utilities Continued

Comparison Graph – Single Family Residential for FY 2025 and FY 2026



Comparison Graph of Average Utility Bills of Neighboring Cities (on a monthly basis)
Neighboring Cities proposed for July 1, 2024





These graphs compare the average utility bills for the neighboring cities surrounding Milwaukie. As some cities bill monthly, some bill every two months, and some bill every three months, these amounts are converted to average monthly amounts, so they are comparable to Milwaukie. Also, cities increase different rates at different times during the year; therefore, this graph is simply a picture in time reflecting the rates at the time that the survey was conducted. And finally, cities have different average water consumption amounts per household; so for the sake of this comparison, these rates are computed using an average 6ccfs of water used per month to be comparable to Milwaukie's overall average. Below are Milwaukie's calculations:

SECTION 14: UTILITIES

	July 1 2023			July 1 2024			July 1 2025		
	Increased		avg. bill	Increased		avg. bill	Increased		avg. bill
Water Service Fee									
Base	1.87%	0.17	\$ 9.25	1.08%	0.10	\$ 9.35	1.93%	0.18	\$ 9.53
Plus per 6ccf	2.50%	0.63	25.86	2.55%	0.66	26.52	2.71%	0.72	27.24
<i>Avg water per house (6ccfs)</i>			35.11			35.87			36.77
Sewer Service Fee									
Base fee	2.51%	0.84	34.36	0.00%	-	34.36	0.00%	-	34.36
Plus per 6ccf	2.23%	0.63	28.91	-2.14%	(0.62)	28.29	0.00%	-	28.29
<i>Avg sewer per house</i>			63.27			62.65			62.65
Storm Water Management Fee	0.00%	-	29.47	0.00%	-	29.47	0.00%	-	29.47
Street Maintenance Fee									
SSMP	4.55%	0.25	5.74	5.57%	0.32	6.06	5.61%	0.34	6.40
SAFE	4.58%	0.28	6.39	5.63%	0.36	6.75	5.63%	0.38	7.13
<i>Avg street per house</i>			12.13			12.81			13.53
<i>Average bill per residence</i>	2.04%	\$ 2.80	\$ 139.98	0.59%	\$ 0.82	\$ 140.80	1.15%	\$ 1.62	\$ 142.42
Maximum SSMP	0.046	16.48	374.68	0.0564	21.13	395.81	0.0564	22.32	418.14
Maximum SAFE	0.046	21.66	492.43	0.0564	27.77	520.21	0.0564	29.34	549.54

15. RIGHT-OF-WAY UTILITY LICENSE

The following fees apply to anyone using the City's Rights-of-way (ROW) in accordance with Resolution 3-2019.

Right-of-way licenses	Fiscal Year 2025 Fee	Fiscal year 2026 Fee
ROW application	\$50.00	\$50.00
ROW License (5 year)	\$250.00	\$250.00
Electric & Natural gas utility providers	8% of gross revenue	8% of gross revenue
Communications (other than Small Cell Wireless)	7% of gross revenue	7% of gross revenue
Cable Systems (franchise required)	5% of gross revenue	5% of gross revenue
Use of the City's ROW for any purpose other than generating revenue ¹	\$4.52 per linear foot or \$6,149.38 per year, whichever is greater	\$4.52 per linear foot or \$6,149.38per year, whichever is greater
Attachments to facilities within the City's ROW other than Small Cell Wireless ¹	\$6,149.38 per attachment	\$6,149.38per attachment
Small Cell Wireless Attachment	\$270.00 per attachment	\$270.00 per attachment
Small Cell Wireless ROW licensing and application fee	\$500+\$100 per site over 5 sites	\$500+\$100 per site over 5 sites

¹ This fee shall increase 3% annually on July 1 of each year beginning July 1, 2020.

16. VIOLATIONS OF THE MUNICIPAL CODE

Violation of the Milwaukie Municipal Code may result in the following fees or penalties. Each day that a violation exists is a separate offense.

General Code Violations		Fiscal Year 2025	Fiscal Year 2026
General penalty (applies to any Municipal Code violation where no other penalty is specified) ¹		\$150.00 - \$500.00	\$150.00 - \$500.00
Third or subsequent violation (applies to any Municipal Code violation) ¹	Maximum	\$1,000.00	\$1,000.00
Nuisance violation ²		\$500.00	\$500.00
Shopping cart retrieval programmatic violation ³		\$500.00	\$500.00
Noise control violation ⁴		\$500.00	\$500.00
Adult business code violation ⁵		\$500.00	\$500.00
Public urination or defecation ⁶	Up to	\$750.00	\$750.00
Curfew violation ⁷	Up to	\$300.00	\$300.00
Failure to retrieve shopping cart within 72 hours ⁸		\$50.00	\$50.00
Solid waste regulation/un-franchised violation ⁹	Up to	\$500.00	\$500.00
Abatement ¹⁰ (applies to any Municipal Code violation citation) ¹¹		\$50.00	\$50.00

Building Penalties		Fiscal Year 2025	Fiscal Year 2026
Violation of vacant building standards ¹²	Up to	\$300.00	\$500.00
Interference with fire control device ¹³	Up to	\$750.00	\$750.00
Swimming pool barrier violation ^{14,18}	Up to/per week	\$100.00	\$100.00
Building relocation violation ¹⁵	Not less than	\$1,000.00	\$1,000.00
Failure to comply with stop work order ¹⁶	Up to	\$1,000.00	\$1,000.00
Any violation of Title 15 for which a specific penalty has not been expressly provided ¹⁷	Up to	\$1,000.00	\$1,000.00

¹ Ord. #1935, adopted 2004, Ord. #1758, adopted 1994, and Ord. #1591, adopted 1986.

² Ord. #1503, adopted 1981, and Ord. #1028, adopted 1964.

³ Ord. #1980, adopted 2008.

⁴ Ord. #1528, adopted 1982.

⁵ Ord. #1533, adopted 1982.

⁶ Ord. #1953, adopted 2005.

⁷ Ord. #1503, adopted 1981, and Ord. #995, adopted 1963.

⁸ Ord. #1980, adopted 2008.

⁹ Ord. #1955, adopted 2005, Ord. #2092 adopted 2015.

¹⁰ All violations of the Municipal Code are additionally subject to the Code Enforcement abatement fee, additional state and county assessments and the general penalty for third or subsequent violations.

¹¹ Ord. #1998, adopted 2009, Ord. #1758, adopted 1994, and Ord. #1659, adopted 1989.

¹² Ord. #1464, adopted 1980.

¹³ Ord. #1515, adopted 1982.

¹⁴ Ord. #1430, adopted 1979.

¹⁵ Ord. #1952, adopted 2005.

¹⁶ Ord. #1881, adopted 2000.

¹⁷ Ord. #2011, adopted 2010.

¹⁸ Each week that this violation exists is a separate offense.

SECTION 16: VIOLATIONS OF THE MUNICIPAL CODE

Violations of the Municipal Code Continued

Motor Vehicle Fuel Tax Penalties¹	Fiscal Year 2025 Fee	Fiscal year 2026 Fee
Failure to secure motor vehicle fuel sales permit	200% penalty on tax owed + \$250.00	200% penalty on tax owed + \$250.00
Failure to file monthly motor vehicle fuel sales report	10% penalty on tax owed + \$50.00	10% penalty on tax owed + \$50.00
Late payment of motor vehicle fuel sales tax (depending upon length of delinquency)	1% or 10% of tax	5% of gross revenue

Specialty Code Penalties		Fiscal Year 2025	Fiscal Year 2026
Violation of various Specialty Codes: building, plumbing, mechanical and electrical ²	Up to/per week	\$1,000.00	\$1,000.00
	Maximum	\$5,000.00	\$5,000.00
Appeal of Specialty Code violation ³	Up to	\$200.00	\$200.00

¹ Ord. #1970, adopted 2007.

² Ord. #1814, adopted 1997, and Ord. #2011, adopted 2010.

³ Ord. #2011, adopted 2010.

Violations of the Municipal Code Continued

Engineering Penalties		Fiscal Year 2025	Fiscal Year 2026
Violation of capital improvement regulations ¹	Up to	\$500.00	\$500.00
Basketball hoop regulation violation ²	Up to	\$250.00	\$250.00
Vegetation too low in the right-of-way ³	Up to	\$100.00	\$100.00
Clear vision violation ⁴	Up to	\$250.00	\$250.00
Failure to repair sidewalk ⁵	Up to	\$250.00	\$250.00
Sidewalk bench violation ⁶	Up to	\$100.00	\$100.00
Failure to remove street bench after permit termination ⁷		\$25.00	\$25.00
Flood hazard violation ⁸	Up to	\$1,000.00	\$1,000.00
Access management violation ⁹	Up to	\$250.00	\$250.00
Right-of-way encroachment ¹⁰	Up to	\$250.00	\$250.00
Erosion control violation ¹¹	Up to	\$300.00	\$300.00
Unpermitted tree cutting in the public right-of-way ¹²		\$1,000.00	\$1,000.00

¹ Ord. #1707, adopted 1991.

² Ord. #1503, adopted 1981, and Ord. #1405, adopted 1978.

³ Ord. #1999, adopted 2009.

⁴ Ord. #1679, adopted 1990.

⁵ Ord. #1697, adopted 1991.

⁶ Ord. #1503, adopted 1981, and Ord. #1289, adopted 1974.

⁷ Ord. #1289, adopted 1974.

⁸ Ord. #1983, adopted 2008, and Ord. #1899, adopted 2002.

⁹ Ord. #2004 adopted 2009.

¹⁰ Ord. #2004 adopted 2009, and Ord. #1866 adopted 2000.

¹¹ Ord. #1899 adopted 2002.

¹² (Title 16) Ord. #1836, adopted 1998.

Violations of the Municipal Code Continued

Police Penalties		Fiscal Year 2025	Fiscal Year 2026
Weapon discharge violation ¹	Up to	\$750.00	\$750.00
Public consumption of alcohol ²	Up to	\$250.00	\$250.00
Failure to pay Fire and Emergency Services Fee ³	Up to	\$300.00	\$300.00
Security Alarm Violation ⁴	Maximum	\$500.00	\$500.00
Traffic violation penalty ⁵	At least 50% of maximum under Oregon Statute		

Planning Penalties		Fiscal Year 2023	Fiscal Year 2024
Violation of Sign Ordinance ⁶	Up to	\$100.00	\$100.00
Violation of land Division Ordinance ⁷		\$200.00	\$200.00
Violation of Zoning Ordinance ⁸	Up to	\$200.00	\$200.00

Utility Penalties		Fiscal Year 2025	Fiscal Year 2026
Low-income utility rate violation ⁹	Up to	\$200.00	\$200.00
Water, wastewater, or storm system regulation violation ¹⁰		\$25.00 - \$500.00	\$25.00 - \$500.00
Sewer violation ¹¹	Maximum	\$500.00	\$500.00
Fats, oils, and grease violation ¹²	Maximum	\$500.00	\$500.00

Business Registration Penalties		Fiscal Year 2025	Fiscal Year 2026
Violation of business registration requirements ¹³	Up to	\$200.00	\$200.00
Violation of "Milwaukie Junk Dealers, Secondhand Dealers, Pawnbrokers and Transient Merchants Ordinance" ¹⁴	Up to	\$300.00	\$300.00

¹ Ord. #1515, adopted 1982.

² Ord. #1746, adopted 1993.

³ Ord. #1767, adopted 1994, and Ord. #1764, adopted 1994.

⁴ Ord. #1568, adopted 1984.

⁵ Ord. #1922, adopted 2003.

⁶ Ord. #1965, adopted 2006, and Ord. #1733, adopted 1993.

⁷ Ord. #1907, adopted 2002.

⁸ Ord. #2025, adopted 2011.

⁹ Ord. #1424, adopted 1979.

¹⁰ Ord. #1418, adopted 1978, Ord. #1548, adopted 1986 and Ord. #1755, adopted 1994.

¹¹ Ord. #1548, adopted 1983.

¹² Ord. #1990, adopted 2008, Ord. #1985, adopted 2008, and Ord. #1972, adopted 2007.

¹³ Ord. #1863, adopted 1999, and Ord. #1349, adopted 1976.

¹⁴ Ord. #1552, adopted 1983.

17. SOLID WASTE RATES

Weekly collection includes recycling and yard debris service. Recycling carts and bins and yard debris carts must be placed at the curb.

Uniform Monthly Residential Rates:	Fiscal Year 2025 Fee	Fiscal Year 2026 Fee
20 gallon can (mini-can): 1 can/cart (1 time/week) <i>Weekly collection includes recycling and yard debris service</i>	\$32.95	\$32.95
32 gallon can/cart: 1 can/cart (1 time/week) \$38.20 \$38.20 2 cans/cart (1 time/week) \$76.40 \$76.40 Each additional can/cart \$38.20 \$38.20 Extra can of garbage (occasional)* \$6.90 \$6.90 Extra can of yard debris (occasional) \$4.65 \$4.65 Court apartments – recycling only (1 time/week) \$31.50 \$31.50 <i>*This rate is for the first extra can collected, each additional at the stop is \$3.00. Maximum weight for a 20 or 32 gal. can/cart is 60lbs. Additional stops per week are charged at 100% of the first stop per week rate.</i>		
Roller carts: 60 gallon cart (1 time/week) \$49.80 \$49.80 90 gallon cart (1 time/week) \$59.00 \$59.00 Extra can of yard debris (occasional) \$4.65 \$4.65 Cart deposit (Refunds will be made after return of cart or after five years – whichever comes first.) \$31.20 \$31.20 Redelivery charge (redelivery within one year, regardless of reason) \$10.00 \$10.00 <i>Additional stops per week are charged at 125% of the first stop per week rate. Maximum weight for 60 gal. cart is 100lbs and for 90 gal. cart is 120lbs.</i>		
Monthly and On Call service: Monthly \$19.00 \$19.00 On call \$19.80 \$19.80 <i>Monthly service includes recycling but not yard debris service. Monthly and on call customers must subscribe for one year in advance for yard debris service. On call customers must provide hauler with 24 hours' notice.</i>		

Solid Waste Rates continued

Weekly collection includes recycling and yard debris service. Recycling carts and bins and yard debris carts must be placed at the curb.

Uniform Monthly Commercial Rates:	Fiscal Year 2025 Fee	Fiscal Year 2026 Fee
32 gallon can/cart: 1 can/cart (1 time/week) 2 cans/cart (1 time/week) Each additional can/cart Extra can of garbage (occasional)* <i>Additional stops per week are charged at 100% of the first stop per week rate.</i>	\$32.65 \$65.30 \$27.50 \$5.75	\$32.65 \$65.30 \$27.50 \$5.75
Roller carts: 60 gallon cart (1 time/week) 90 gallon cart (1 time/week) Cart deposit (Refunds will be made after return of cart or after five years – whichever comes first.) Redelivery charge (redelivery within one year, regardless of reason) <i>Additional stops per week are charged at 125% of the first stop per week rate.</i>	\$46.20 \$51.50 \$31.20 \$10.00	\$46.20 \$51.50 \$31.20 \$10.00
Compacted Containers: 2.2 times the loose container rate <i>Containers weighing in excess of 500 lbs per cubic yard will be charged this rate plus disposal for the excess weight.</i> <i>Compactors furnished by the customers shall be compatible with the equipment of the collector. If the collector agrees to furnish the compactor, the collector may charge a reasonable rental rate based on the value of the compactor and the cost of repair and maintenance.</i>		

Uniform Monthly Drop Box Rates:	Fiscal Year 2025 Fee	Fiscal Year 2026 Fee
Loose material: 10/20 yards 30 yards 40 yards	\$170.00 \$180.00 \$190.00	\$170.00 \$180.00 \$190.00
Lidded/Specialized box that cannot be exchanged: 10/20 yards <i>*Plus disposal costs</i> <i>An additional \$40.00 per drop box may be charged for one-stop service (plus disposal costs).</i> <i>Deposits of no more than \$500.00 may be charged for each drop box.</i>	\$170.00	\$170.00
Compacted material: Under 25 cubic yards 25-34 cubic yards 34+ cubic yards <i>*Plus disposal costs</i> <i>Rental rate for permanent boxes hauled at least weekly is \$50.00 per month. Rental rate for occasional boxes after 48 hours on location is \$6.30 per day or \$63.00 a month, whichever is less, if less than one load per week is hauled. Monthly Equipment Fee of \$20.00 for Lidded/Specialty Drop Boxes.</i> <i>Mileage charge of \$4.70 per mile (over 18 miles round-trip from shop or Metro South). Deadhead round trip for boxes that cannot be exchanged: \$25.00.</i>	\$170.00 \$209.00 \$238.00	\$170.00 \$209.00 \$238.00

Special Wastes delivered to an appropriately permitted landfill		
10/20 yards	\$181.00	\$181.00
30 yards	\$198.00	\$198.00
<i>*Plus disposal, monthly rental, mileage and monthly specialty drop box fees.</i>		

Solid Waste Rates continued

Uniform Rates for Misc. Services – Commercial and Residential:	Fiscal Year 2025 Fee	Fiscal Year 2026 Fee
Hourly fee:		
Truck + 1 person	\$90.00	\$90.00
Truck + 2 people	\$130.00	\$130.00
Other Miscellaneous:		
Furniture and recyclable appliance pick-up	\$5.70 to \$30.35	\$5.70 to \$30.35
Tire pick-up (off rim)	\$3.00**	\$3.00**
Tire pick-up (on rim)	\$6.00**	\$6.00**
Over 18 inches	Special handling rate	
*Plus \$30.00 freon removal charge.		
**Plus disposal.		
Clean-up Containers:		
1 st collection	33% of regular container rate + \$17.25 handling charge.	33% of Regular Container Rate +\$17.25 Handling Charge
Each additional collection	33% of regular container rate.	33% of Regular Container Rate
Rent of container after 5 working days (M-F) with no collection:		
1-2 yards	\$3.00/day	\$3.00/day
3 yards	\$4.00/day	\$4.00/day
4 yards	\$5.00/day	\$5.00/day
<i>Rent not to exceed \$20.00 per container in a 30-day period.</i>		

Non-Customer Services:	Fiscal Year 2025 Fee	Fiscal Year 2026 Fee
Recycling only:		
Weekly curbside collection of recyclables	\$7.70	\$7.70
Yard debris subscription service annual rate must be paid in full in advance of service		
60 gallon cart	\$6.50	\$6.50
Extra can of yard debris	\$4.90	\$4.90
	\$3.85	
<i>Monthly rates are for weekly service.</i>		
<i>This service is provided only within the Urban Growth Boundary.</i>		
<i>The subscriber is required to pay for one year of service in advance.</i>		

ANY OTHER TYPE OF SERVICE:

If due to changes in technology or needs of residents and business people of Milwaukie, additional or other types of services are needed, the charge for the service shall not be discriminatory, shall be reasonable by being commensurate with the fees above, and shall not exceed the fees most generally applicable in the Portland Metropolitan area.

Solid Waste Rates continued

Commercial container fees as of July 1, 2022, and effective through June 30, 2023. Fees include garbage and recycling services. Collector shall furnish the container. Overweight charge for containers over 300 lbs. per cubic yard determined through mutual agreement between hauler and customer. Container cleaning, if required more than twice in 12 months, will be charged the actual cost of cleaning.

Stops/ Week	Size in Cubic Yards					
	1	Add'l	1 1/3	Add'l	1.5	Add'l
1	\$112.28	\$97.84	\$140.31	\$122.15	\$150.43	\$132.28
2	\$216.80	\$189.57	\$272.91	\$239.18	\$293.11	\$257.12
3	\$321.34	\$279.88	\$405.48	\$355.19	\$435.81	\$382.50
4	\$425.86	\$373.05	\$538.07	\$471.82	\$578.46	\$507.08
5	\$530.41	\$463.36	\$670.65	\$587.83	\$721.15	\$635.32
6	\$634.93	\$555.71	\$803.24	\$703.16	\$863.82	\$759.31

Stops/ Week	Size in Cubic Yards					
	2	Add'l	3	Add'l	4	Add'l
1	\$191.92	\$168.82	\$264.87	\$233.93	\$339.97	\$302.43
2	\$376.09	\$331.82	\$517.28	\$457.95	\$667.53	\$593.75
3	\$560.28	\$494.03	\$769.70	\$682.61	\$995.07	\$884.21
4	\$744.47	\$653.90	\$1,022.13	\$909.34	\$1,322.61	\$1,172.07
5	\$928.66	\$821.14	\$1,274.57	\$1,132.42	\$1,650.14	\$1,466.49
6	\$1,112.84	\$981.58	\$1,526.97	\$1,352.19	\$1,977.70	\$1,757.24

Stops/ Week	Size in Cubic Yards					
	5	Add'l	6	Add'l	8	Add'l
1	\$412.76	\$388.01	\$478.46	\$449.99	\$598.12	\$565.11
2	\$811.89	\$763.10	\$943.31	\$888.50	\$1,182.61	\$1,117.26
3	\$1,211.04	\$1,136.05	\$1,408.14	\$1,320.71	\$1,767.11	\$1,669.63
4	\$1,610.14	\$1,510.65	\$1,872.99	\$1,759.45	\$2,351.60	\$2,219.99
5	\$2,009.31	\$1,888.24	\$2,337.84	\$2,197.80	\$2,936.11	\$2,763.39
6	\$2,408.43	\$2,268.38	\$2,802.69	\$2,629.97	\$3,520.60	\$3,319.72

Solid Waste Rates continued

Commercial container fees as of August 1, 2023, and effective through June 30, 2024. Fees include garbage and recycling services. Collector shall furnish the container. Overweight charge for containers over 300 lbs. per cubic yard determined through mutual agreement between hauler and customer. Container cleaning, if required more than twice in 12 months, will be charged the actual cost of cleaning.

Container Size	Stops per Week					
	1	2	3	4	5	6
1 yard	\$ 117.74	\$ 227.71	\$ 337.71	\$ 447.68	\$ 557.69	\$ 667.66
Add'l Cont.	103.30	200.48	296.25	394.87	490.64	588.44
1-1/3 yard	147.57	287.42	427.25	567.09	706.93	846.78
Add'l Cont.	129.41	253.69	376.96	500.84	624.11	746.70
1-1/2 yard	158.61	309.48	460.36	611.19	762.07	912.92
Add'l Cont.	140.46	273.49	407.05	539.81	676.24	808.41
2 yard	202.83	397.91	593.01	788.12	983.22	1,178.31
Add'l Cont.	179.73	353.64	526.76	697.55	875.70	1,047.05
3 yard	281.24	550.01	818.80	1,087.60	1,356.41	1,625.17
Add'l Cont.	250.30	490.68	731.71	974.81	1,214.26	1,450.39
4 yard	361.79	711.18	1,060.54	1,409.90	1,759.26	2,108.64
Add'l Cont.	324.25	637.40	949.68	1,259.36	1,575.61	1,888.18
5 yard	440.04	866.45	1,292.88	1,719.26	2,145.71	2,572.10
Add'l Cont.	415.29	817.66	1,217.89	1,619.77	2,024.64	2,432.05
6 yard	511.19	1,008.78	1,506.34	2,003.93	2,501.51	2,999.10
Add'l Cont.	482.72	953.97	1,418.91	1,890.39	2,361.47	2,826.38
8 yard	641.77	1,269.90	1,898.05	2,526.19	3,154.34	3,782.48
Add'l Cont.	608.76	1,204.55	1,800.57	2,394.58	2,981.62	3,581.60

Commercial Recycling for Drop Box and Roll Off Compactor Customers

Stops/Week	1	2	3	4	5
1 to 4 yards	\$ 67.00	\$ 133.00	\$ 200.00	\$ 267.00	\$ 333.00
5 to 8 yards	92.00	185.00	277.00	369.00	461.00

Multi-Family Recycling for Roll Off Compactor Customers

Rate per Unit \$ 3.00

SECTION 16: VIOLATIONS OF THE MUNICIPAL CODE

Solid Waste Rates continued

Bio-Medical Services Fees	Fiscal Year 2025 & 2026 Fee	
	Tub Rates per gallon	
Number of units:	20/21	35/48
1	\$81.45	\$83.25
2	\$61.85	\$63.50
3	\$54.30	\$56.00
4	\$49.35	\$51.00
5	\$46.35	\$48.00
6	\$44.35	\$46.00
7	\$41.85	\$43.50
8	\$40.40	\$42.00
9	\$37.35	\$39.00
10	\$35.85	\$37.50
11	\$34.75	\$36.50
12	\$33.25	\$35.00
13	\$32.75	\$34.50
14	\$32.00	\$33.75
15	\$31.25	\$33.00
16	\$26.30	\$28.00
17	\$26.30	\$28.00
18	\$26.30	\$28.00
19	\$26.30	\$28.00
20	\$26.30	\$28.00
60	\$17.90	\$18.75
75	\$17.45	\$18.05
90	\$12.80	\$13.10



**City of Milwaukie
10501 SE Main St.
Milwaukie, OR 97222**

503.786.7555

<http://www.milwaukieoregon.gov/finance>